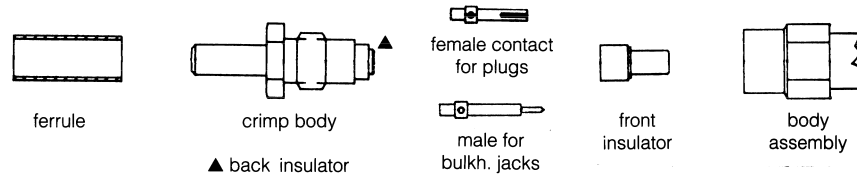


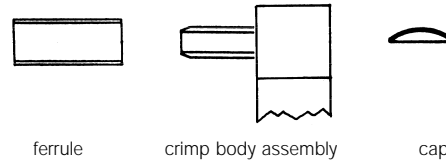
CRIMP TYPE PLUGS & BULKHEAD JACKS



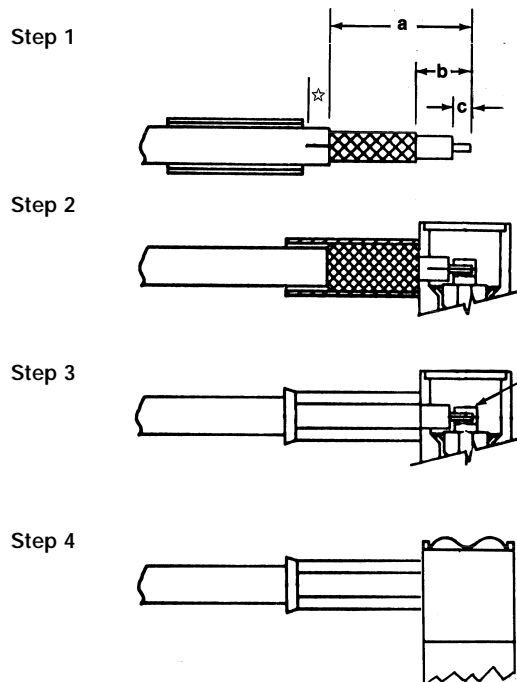
Amphenol Number	Connector Type	Cable RG-/U	Hex Cavity for Outer Ferrule	Die Set for Tool Handle 227-944	Stripping Dimensions, Inches (MM)		
					a	b	c
903-108J-71S	75Ω SMB Bulkhead Jack	179	.128(3.3)	227-1221-03 Cav. A	.673(17.1)	.433(11.0)	.093(2.4)
903-152P-71S	75Ω SMB Plug	180, 195	.178(4.5)	227-1221-09 Cav. A	.673(17.1)	.433(11.0)	.093(2.4)
903-285P-51S	50Ω SMB Plug	174, 179, 187, 188, 316	.128(3.3)	227-1221-03 Cav. A	.642(16.3)	.402(10.2)	.080(2.0)
903-287P-51S	50Ω SMB Plug	178, 196	.105(2.7)	227-1221-03 Cav. B	.642(16.3)	.402(10.2)	.080(2.0)
903-370P-51S	50Ω SMB Plug	174, 179, 187, 188, 316	.128(3.3)	227-1221-03 Cav. A	.642(16.3)	.402(10.2)	.080(2.0)
903-371P-51S	50Ω SMB Plug	178, 196	.105(2.7)	227-1221-03 Cav. B	.642(16.3)	.402(10.2)	.080(2.0)
903-401P-51S	50Ω SMB Plug	Dbl. Shield 316	.151(3.8)	227-1221-37 Cav. B	.642(16.3)	.402(10.2)	.080(2.0)
903-502P-71S	75Ω SMB Plug	174, 179, 187, 188, 316	.128(3.3)	227-1221-03 Cav. A	.460(11.7)	.210(5.3)	.110(2.5)
903-505J-51S	50Ω SMB Jack	174, 188, 316	.128(3.3)	227-1221-03 Cav. A	.405(10.3)	.180(4.6)	.093(2.4)
903-505J-51S1	50Ω SMB Jack	Dbl. Shield 316	.128(3.3)	227-1221-03 Cav. A	.405(10.3)	.180(4.6)	.093(2.4)
903-284P-52S	50Ω SMC Plug	174, 188, 316	.128(3.3)	227-1221-03 Cav. A	.642(16.3)	.402(10.2)	.080(2.0)
903-284P-52S1	50Ω SMC Plug	RD-316	.128(3.3)	227-1221-03 Cav. A	.642(16.3)	.402(10.2)	.080(2.0)

- Step 1**
-
- Step 1** Slide ferrule over cable. Trim cable to dimensions shown in table above. Tin center conductor.
- Step 2**
-
- Step 2** Insert cable into back end of crimp body assembly as shown. Dielectric will bottom in back insulator. Slide ferrule over braid and crimp using hex die shown in table above.
- Step 3**
-
- Step 3** Assemble contact over center conductor so that shoulder of contact butts against back insulator. Heat contact to solder. For SMB plugs: After soldering contact, assemble front insulator over contact.
- Step 4**
-
- Step 4** Insert assembly into body assembly and tighten to a torque of 90 to 100 ozf-in.

CRIMP TYPE ANGLE PLUGS & ANGLE BULKHEAD JACKS



Amphenol Number	Connector Type	Cable RG-/U	Hex Cavity for Outer Ferrule	Die Set for Tool Handle 227-944	Stripping Dimensions, Inches (mm)		
					a	b	c
903-517P-71A	75Ω SMC Angle Plug	Belden 735A	.178(4.5)	227-1221-09 Cav. A	.440(11.2)	.180(4.57)	.090(2.28)
903-289P-51A	50Ω SMB Angle Plug	174, 179, 187, 188, 316	.128(3.3)	227-1221-03 Cav. A	.390(9.9)	.150(3.8)	.050(1.3)
903-289P-51A2	50Ω SMB Angle Plug	174, 179, 187, 188, 316	.128(3.3)	227-1221-03 Cav. A	.390(9.9)	.150(3.8)	.050(1.3)
903-291P-51A	50Ω SMB Angle Plug	178, 196	.105(2.7)	227-1221-03 Cav. B	.390(9.9)	.150(3.8)	.050(1.3)
903-291P-51A1	50Ω SMB Angle Plug	178, 196	.105(2.7)	227-1221-03 Cav. B	.390(9.9)	.150(3.8)	.050(1.3)
903-367P-51A	50Ω SMB Angle Plug	174, 179, 187, 188, 316	.128(3.3)	227-1221-03 Cav. A	.390(9.9)	.150(3.8)	.050(1.3)
903-367P-51A1	50Ω SMB Angle Plug	174, 179, 187, 188, 316	.128(3.3)	227-1221-03 Cav. A	.390(9.9)	.150(3.8)	.050(1.3)
903-367P-51A2	50Ω SMB Angle Plug	174, 179, 187, 188, 316	.128(3.3)	227-1221-03 Cav. A	.390(9.9)	.150(3.8)	.050(1.3)
903-368P-51A	50Ω SMB Angle Plug	178, 196	.105(2.7)	227-1221-03 Cav. B	.390(9.9)	.150(3.8)	.050(1.3)
903-368P-51A1	50Ω SMB Angle Plug	178, 196	.105(2.7)	227-1221-03 Cav. B	.390(9.9)	.150(3.8)	.050(1.3)
903-369P-51A	50Ω SMB Angle Plug	Dbl. Braid RG-316	.151(3.8)	227-1221-37 Cav. B	.390(9.9)	.150(3.8)	.050(1.3)
903-369P-51A2	50Ω SMB Angle Plug	Dbl. Braid RG-316	.151(3.8)	227-1221-37 Cav. B	.390(9.9)	.150(3.8)	.050(1.3)
903-422J-51A	50Ω SMB Ang. Blkh Jack	174, 179, 187, 188, 316	.128(3.3)	227-1221-03 Cav. A	.390(9.9)	.150(3.8)	.050(1.3)
903-429P-51A	50Ω SMB Low Prof. Angl Plg	174, 179, 187, 188, 316	.128(3.3)	227-1221-03 Cav. A	.400(10.2)	.200(5.1)	.050(1.3)
903-495P-71A	75Ω SMB Angle Plug	Belden 9248	.324(8.2)	227-1221-32 Cav. A	.500(12.7)	.250(6.4)	.250(6.4)
903-535P-71A	75Ω SMB Angle Plug	179	.178(4.5)	227-1221-09 Cav. A	.440(11.2)	.180(4.57)	.090(2.28)
903-288P-52A	75Ω SMB Angle Plug	174, 188, 316	.128(3.3)	227-1221-03 Cav. A	.390(9.9)	.150(3.2)	.050(1.3)
903-362P-52A1	75Ω SMB Angle Plug	RD-316	.151(3.8)	227-1221-37 Cav. B	.390(9.9)	.150(3.2)	.050(1.3)



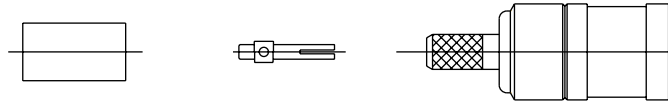
Step 1 Slide ferrule over cable. Trim cable to dimensions shown in table above. Tin center conductor.
☆ for P/N 903-429P-51A only, make 2 slits in jacket .062"(1.6mm) long, 180° apart.

Step 2 Insert cable into back end of crimp body assembly as shown. Center conductor will enter slot in contact. Slide ferrule over braid and crimp using hex die shown in table above.

Step 3 Solder center conductor into contact.

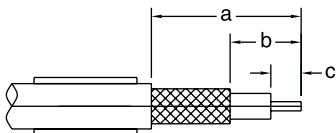
Step 4 Insert cap into body and dimple or lightly punch center of cap for retention in body.

CRIMP TYPE PLUGS



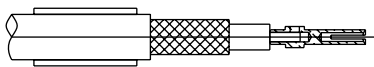
Amphenol Number	Connector Type	Cable RG-/U	Hex Cavity for Outer Ferrule	Die Set for Tool Handle 227-944	Stripping Dimensions, Inches (MM)		
					a	b	c
903-508P-51S	50Ω SMB Plug	174, 188, 316	.128 (3.3)	227-1221-03 Cav. A	.390 (9.9)	.185 (4.7)	.079 (2.0)
903-509P-51S	50Ω SMB Plug	178, 196	.105 (2.7)	227-1221-03 Cav. B	.390 (9.9)	.185 (4.7)	.079 (2.0)
903-516P-71S	75Ω SMB Plug	Belden 735A	.178 (4.5)	227-1221-09 Cav. A	.480 (12.2)	.190 (4.83)	.110 (2.79)
903-536P-71S	75Ω SMB Plug	179	.128 (3.3)	227-1221-03 Cav. A	.480 (12.2)	.190 (4.83)	.110 (2.79)
903-577P-51S1	50Ω SMB Plug	174, 188, 316	.128 (3.3)	227-1221-03 Cav. A	.450(11.4)	.190 (4.83)	.110 (2.79)
903-577P-51S	50Ω SMB Plug	174, 188, 316	.128 (3.3)	227-1221-03 Cav. A	.450(11.4)	.190 (4.83)	.110 (2.79)
903-578P-51S1	50Ω SMB Plug	178, 196	.105 (2.67)	227-1221-03 Cav. B	.450(11.4)	.190 (4.83)	.110 (2.79)
903-578P-51S	50Ω SMB Plug	178, 196	.105 (2.67)	227-1221-03 Cav. A	.450(11.4)	.190 (4.83)	.110 (2.79)
903-579P-51S1	50Ω SMB Plug	RD-316	.151 (3.84)	227-1221-37 Cav. B	.450(11.4)	.190 (4.83)	.110 (2.79)
903-579P-51S	50Ω SMB Plug	RD-316	.151 (3.84)	227-1221-37 Cav. B	.450(11.4)	.190 (4.83)	.110 (2.79)
903-574P-71S	75Ω SMB Plug	RD-179	.151 (3.84)	227-1221-37 Cav. B	.625(15.8)	.365(9.3)	.100(2.5)
903-575P-71S	75Ω SMB Plug	RG-179	.128(3.3)	227-1221-03 Cav. A	.625(15.8)	.365(9.3)	.100(2.5)
903-550P-51SX	50Ω SMB Plug	RG-174, 188, 316	.178(3.3)	227-1221-03 Cav. A	.390(9.9)	.185(4.7)	.079(2.0)

Step 1



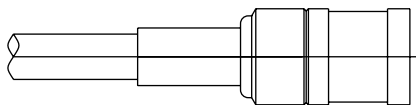
Step 1 Slide ferrule over cable. Trim cable to dimensions shown in table above.

Step 2



Step 2 Tin center conductor
Assemble contact over center conductor so that shoulder of contact butts against cable dielectric. Heat contact to solder.

Step 3



Step 3 Insert cable and contact into back end of crimp body. Contact shoulder will bottom in insulator. Slide ferrule over braid and crimp using hex die shown in table above.