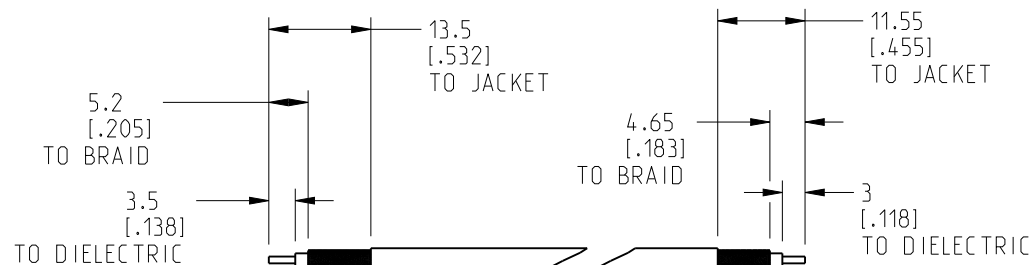


NOTES:

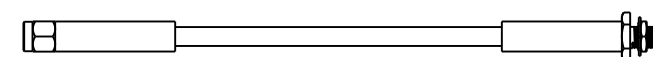
1. MATERIALS AND FINISHES:  
 SMA STR PLUG - STAINLESS STEEL, PASSIVATED  
 SMA BULKHEAD JACK - BRASS, GOLD PLATING  
  
 CABLE - IGUS HI-FLEX RG-58  
 MIN. BEND RADIUS: 55MM
2. ELECTRICAL:  
 A. IMPEDANCE: 50 OHM
3. CABLE SPECS - SEE IGUS CFKOAX2.01 DATA SHEET
4. PACKAGING:  
 A. QUANTITY: SINGLE PACK  
 B. MARKING: BAG TO BE MARKED  
 "AMPHENOL RF 95-902-620-XXX YYW W"

5. MAX. PANEL THICKNESS: 4.83 MM
6. THE MINIMUM LENGTH OF 12 INCHES IN THE LENGTH TABLE IS A STRICT REQUIREMENT TO PREVENT THE DISPLACEMENT OF THE CABLE JACKET WHEN ASSEMBLING THE CABLE ASSEMBLIES.

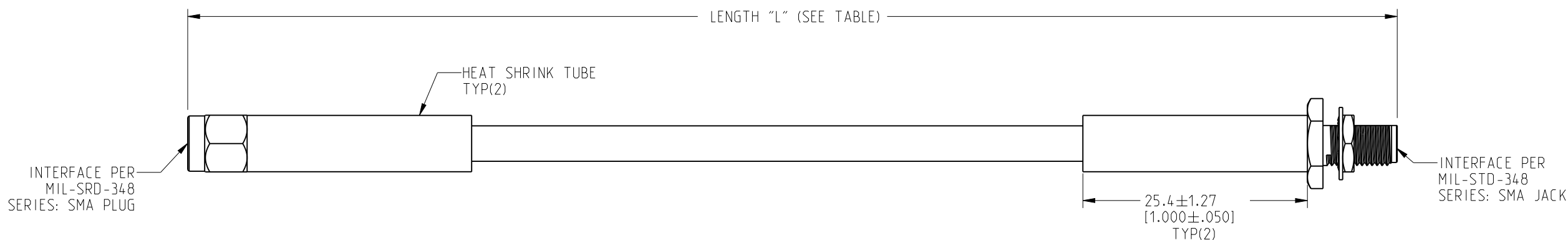
REVISIONS				
REV	DESCRIPTION	DATE	ECN	BY
A	RELEASE TO MFG.	23-APR-26	17877	SEH



RECOMMENDED CABLE STRIPPING DIMENSIONS



SCALE 0.500



LENGTH TABLE		
PART NUMBER (IMPERIAL)	PART NUMBER (METRIC)	LENGTH IN FEET
95-902-620-012	-	1.000
95-902-620-018	-	1.500
95-902-620-024	-	2.000
95-902-620-036	-	3.000
-	95-902-620-M100	3.281
-	95-902-620-M200	6.562
-	95-902-620-M300	9.840

TOLERANCE TABLE	
LENGTH IN INCHES/FT (METERS)	TOLERANCE
0" - 23.90" [10 - 0.607]	±0.25" [0.006]
24.00" - 59.00" [0.610 - 1.499]	±0.50" [0.013]
5.0' - 24.9' [1.524 - 7.617]	±2.5%
25.0' & UP [7.620 & UP]	±5.0%

**CUSTOMER OUTLINE DRAWING**  
 ALL OTHER SHEETS ARE FOR INTERNAL USE ONLY

NOTICE: These drawings, specifications, or other data (1) are, and remain the property of Amphenol corp. (2) must be returned upon request; and (3) are confidential and not to be disclosed to any person other than those to whom they are given by Amphenol Corp. The furnishing of these drawings, specifications, or other data by Amphenol Corp., or to any other person to anyone for any purpose is not to be regarded by implication or otherwise in any manner licensing, granting rights to permitting such holder or any other person to manufacture, use or sell any product, process or design, patented or otherwise, that may in any way be related to or disclosed by said drawings, specifications, or other data.

UNLESS OTHERWISE SPECIFIED DIMENSIONS ARE METRIC (INCHES) AND TOLERANCES ARE:  
 <0.5mm = ±0.05mm [-0.020 = ±0.002]  
 0.5 - 6mm = ±0.1mm [+0.020 - 0.236 = ±0.004]  
 >6.00 - 30mm = ±0.2mm [+0.236 - 1.181 = ±0.008]  
 >30.00 - 120mm = ±0.3mm [+1.181 - 4.725 = ±0.012]

MATERIAL  
 SEE NOTES

TITLE  
 SMA STR PLUG TO SMA BHD JACK  
 USING CFKOAX2.01 CABLE  
 VARIOUS LENGTHS

**Amphenol RF**

THIRD ANGLE PROJ. REFERENCE EAR# 13192

ANGLES = ±1°

ENGR.1 S. HOFFLER ENGR.2 DATE 04-AUG-25

SHEET NO. 2 OF 2 SCALE: 1.5:1.0

SIZE B	DRAWING NO. 95-902-620-XXX	REV A
	ITEM NO. 95-902-620-XXX	
	PART NO. 95-902-620-XXX	