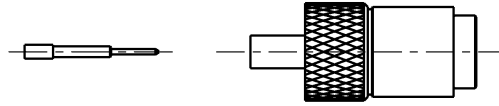
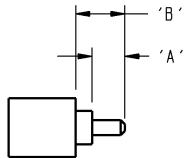


### STRAIGHT CONNECTOR FOR SEMI-RIGID CABLE



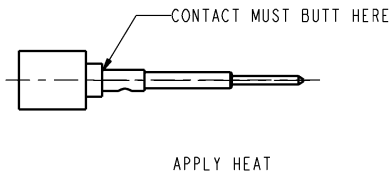
Amphenol Number	Connector Type	Cable RG-/U	Stripping Dims., inches (mm)	
			a	c
102-799-41	1.0/2.3	S/R .141	.079 (2.00)	.118 (3.0)
102-799-85	1.0/2.3	S/R .085	.079 (2.00)	.118 (3.0)
102-243-41	1.0/2.3	S/R .141	.085 (2.16)	-----
102-246-41	1.0/2.3	S/R .141	.080 (2.03)	.120 (3.05)
102-246-85	1.0/2.3	S/R .085	.080 (2.03)	.120 (3.05)

Step 1



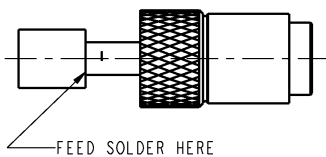
**Step 1** Prepare cable according to diagram. Remove burrs from outer/inner conductors of cable.

Step 2



**Step 2** Solder center contact to inner conductor of cable using Sn60 solder. Contact must butt on dielectric of cable as shown.

Step 3



**Step 3** Insert contact into body assembly as shown. Holding body and cable firmly, apply heat as shown and feed solder (Sn60) as indicated. Allow to cool.