

THIRD ANGLE PROJ.

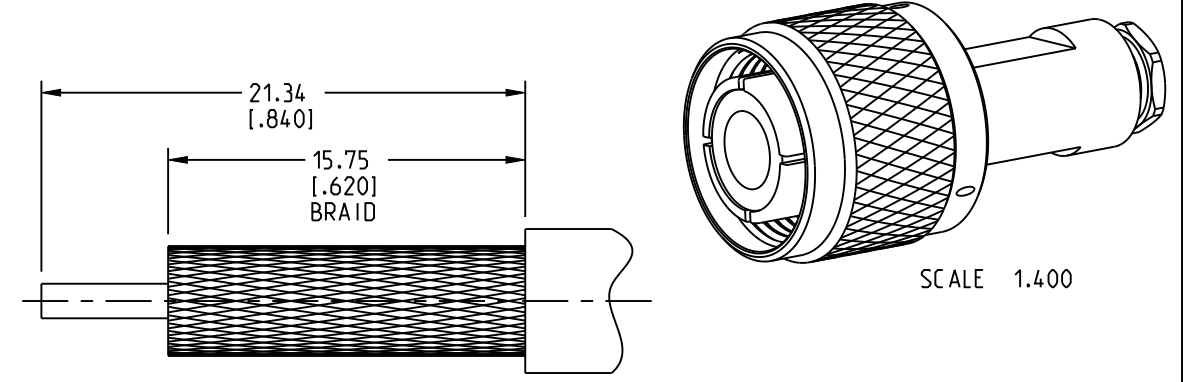
REVISIONS

| REV | DESCRIPTION | DATE | ECN | APPR |
|-----|-------------------------------------|-----------|-------|------|
| -- | RELEASE TO MFG. | -- | -- | -- |
| H | INSULATOR MATERIAL PTFE WAS ERROR | 25-OCT-16 | 2241 | VK |
| J | GASKETS COLOR BLACK WAS RED | 07-MAR-19 | 10784 | VR |
| K | ADDED CALLOUT FOR PART NUMBER STAMP | 11-DEC-24 | 17274 | LP |

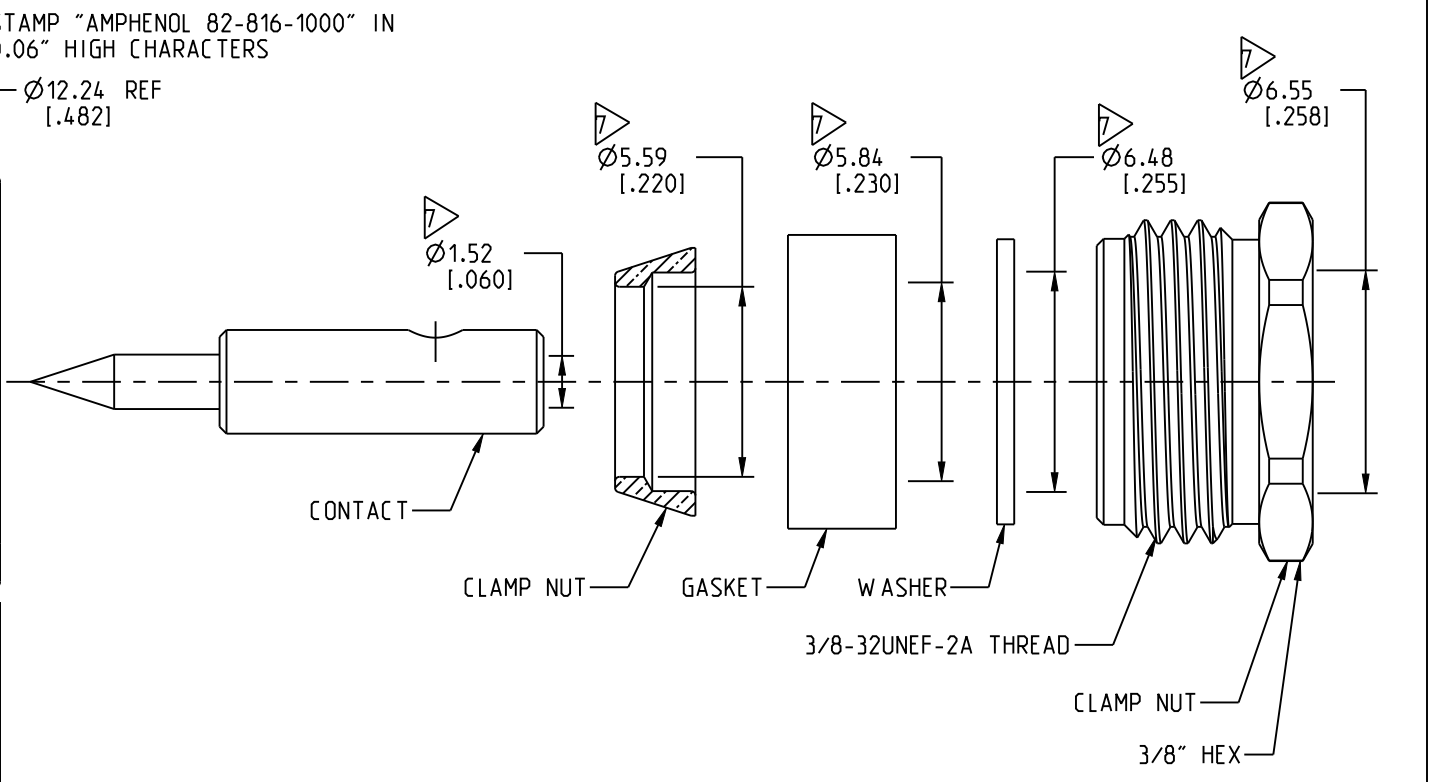
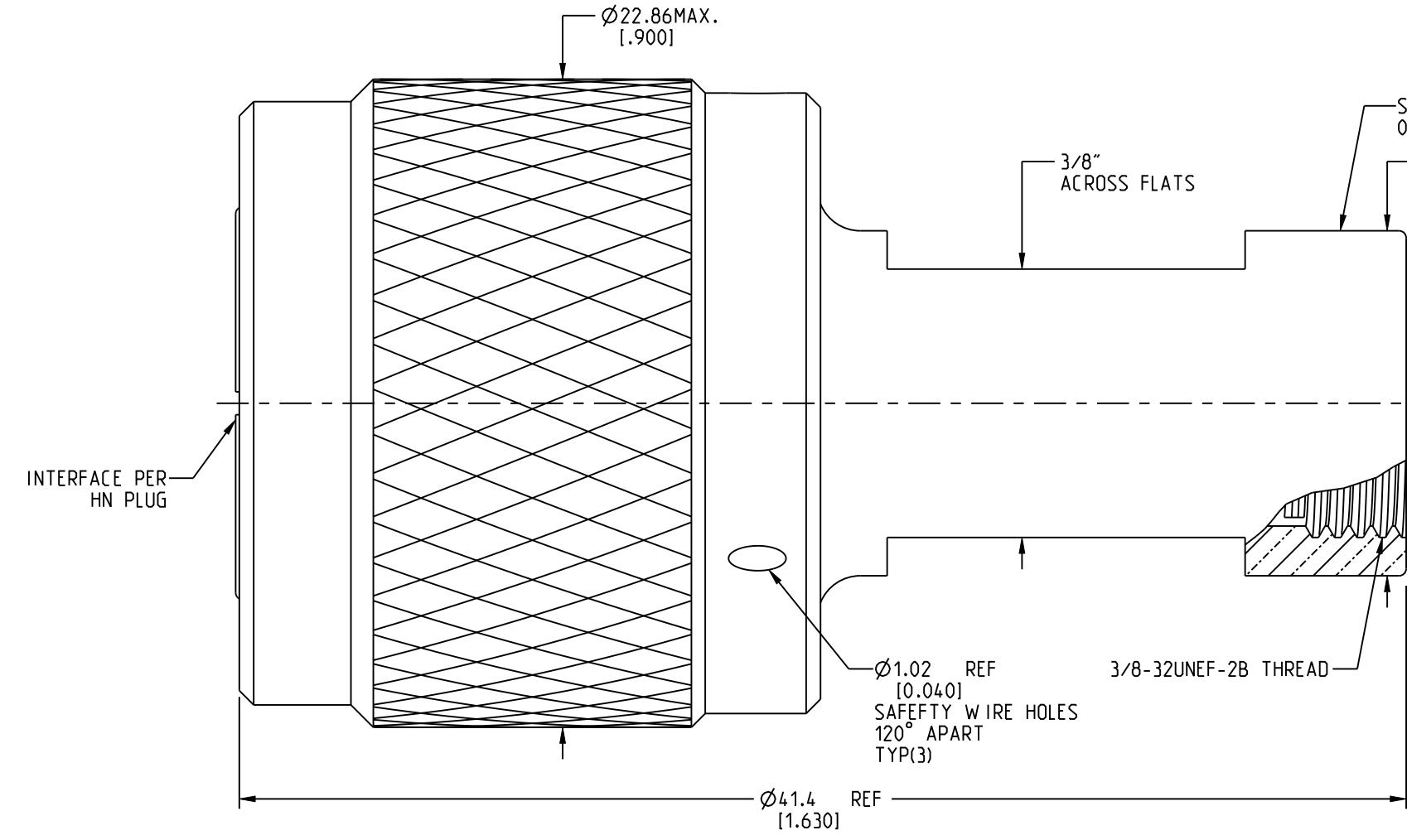
NOTES:

- MATERIALS AND FINISHES:
 BODY, CLAMP NUTS, WASHER,
 CONTACT & COUPLING NUT - BRASS, SILVER PLATING
 RETAINING RING - PHOSPHOR BRONZE
 GASKET - SILICONE RUBBER, BLACK
 GASKET - SYNTHETIC RUBBER, BLACK
 INSULATOR - CROSS-LINKED COPOLYMER OF STYRENE, NATURAL
- ELECTRICAL:
 A. IMPEDANCE: 50 OHM
- MECHANICAL:
 A. DURABILITY: 500 CYCLES MIN.
 B. TEMPERATURE RANGE: -65°C TO +165°C

- PACKAGING:
 A. QUANTITY: SINGLE PACK
 B. MARKING: BAG TO BE MARKED
 "AMPHENOL RF, 82-816-1000 AND DATE CODE"
 - RECOMMENDED CABLE ASSEMBLY INSTRUCTIONS:
 A. TRIM CABLE AS SHOWN.
 B. SOLDER CABLE CENTER CONDUCTOR TO CONTACT.
 C. CENTER CONDUCTOR TO BE BENT DOUBLE PRIOR TO SOLDERING CONTACT.
 D. SLIDE CLAMP NUT, GASKET, WASHER & CLAMP NUT OVER THE CABLE.
 E. SLIDE SUB-ASSEMBLY TO THE REAR SIDE OF THE BODY AND TIGHTEN WITH SPANNER.
 - RECOMMENDED CLAMP NUT TORQUE: 35-40 IN-LBS.
- 7 SHOWS CABLE ENTRY DIMENSIONS.



RECOMMENDED CABLE STRIPPING DIMENSIONS



CUSTOMER OUTLINE DRAWING

ALL OTHER SHEETS ARE FOR INTERNAL USE ONLY

| | | | | | |
|---|-----------------------|---------------|-----------|---|---|
| UNLESS OTHERWISE SPECIFIED, DIMENSIONS ARE IN METRIC AND TOLERANCES ARE: <0.5mm ±0.05mm 0.5 - 6mm ±0.1mm 6 - 30mm ±0.2mm 30 - 120mm ±0.3mm ANGLES ±1° | MATERIAL | DRAWN | DATE | TITLE HN STR PLUG FOR RG 54/U CABLE | Amphenol RF www.amphenolrf.com |
| | SEE NOTES | A. ARUN PRABU | 12-Nov-14 | | |
| NOTICE - These drawings, specifications, or other data (1) are, and remain the property of Amphenol corp. (2) must be returned upon request; and (3) are confidential and not to be disclosed to any person other than those to whom they are given by Amphenol Corp. the furnishing of these drawings, specifications, or other data by Amphenol Corp., or to any other person to anyone for any purpose is not to be regarded by implication or otherwise in any manner licensing, granting rights to permitting such holder or any other person to manufacture, use or sell any product, process or design, patented or otherwise, that may in any way be related to or disclosed by said drawings, specifications, or other data. | REFERENCE | ENGINEER | DATE | SCALE: 4.5:1.0 | SHEET 2 OF 2 |
| | EAR# AND DOR 25-21241 | D. CRITELLI | 07-Jan-81 | DWG SIZE | REV |
| | REF: | APPROVED | DATE | B | K |
| CONFIGURATION LEVEL: In Work | K. CAPOZZI | 07-Mar-19 | | | |
| FINISH | CAD FILE | | | | |
| | | | | | DRAWING NO. 82-816-1000 ITEM NO. 82-816-1000 PART NO. 82-816-1000 |