

NOTES:

1. MATERIALS AND FINISHES:

FAKRA PLUG:
 BODY - ZINCE ALLOY, NICKEL PLATING
 CONTACT - BRASS & BERYLLIUM COPPER, GOLD PLATING

AMC RA PLUG:
 BODY - PHOSPHOR BRONZE, GOLD PLATING
 CONTACT - PHOSPHOR BRONZE, GOLD PLATING

CABLE - RG 178

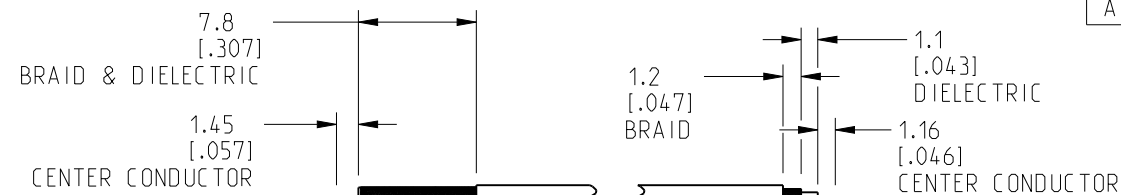
2. ELECTRICAL:

A. IMPEDANCE: 50 OHMS

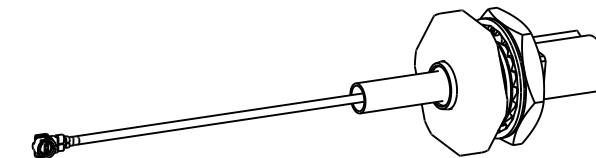
3. PACKAGING:

A. PACKAGE CABLE ASSEMBLY PER ROUTING INSTRUCTIONS.
 B. MARK PACKAGING OR TAG "AMPHENOL RF 95-820-253-XXY YYW"

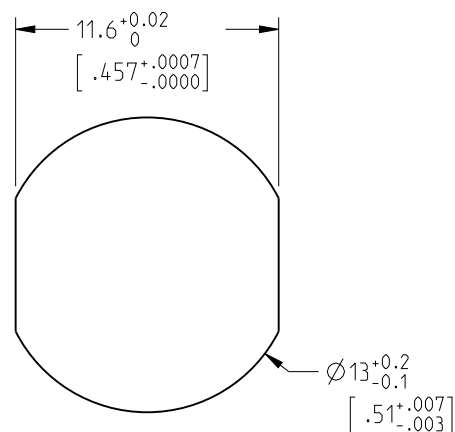
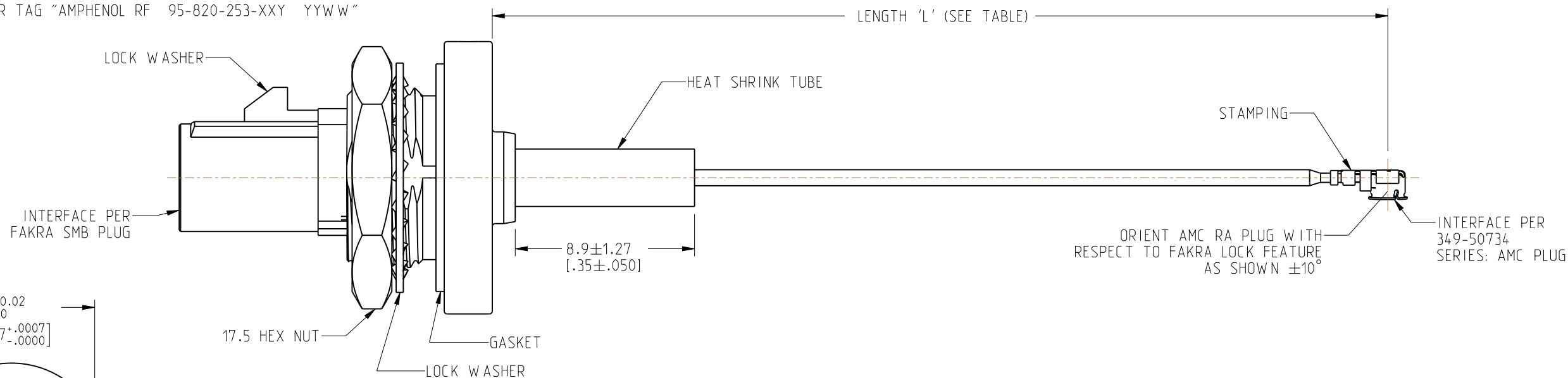
REVISIONS				
REV	DESCRIPTION	DATE	ECN	BY
A	RELEASE MFG.	07-APR-26	17856	SEH



RECOMMENDED CABLE STRIPPING DIMENSIONS



SCALE 1.000



RECOMMENDED MOUNTING HOLE DIMENSIONS

FAKRA KEY TABLE		
CODING	COLOR	RAL NO.
A	JET BLACK	9005
B	CREAM	9001
C	SIGNAL BLUE	5005
D	CLARET VIOLET	4004
E	LEAF GREEN	6002
F	NUT BROWN	8011
G	BLUE GREY	7031
H	HEATHER VIOLET	4003
I	BEIGE	1001
K	CURRY	1027
L	CARMINE RED	3002
M	PASTEL ORANGE	3003
N	PASTEL GREEN	6019
Z	WATER BLUE	5021

LENGTH TABLE	
PART NUMBER (IMPERIAL)	LENGTH AND TOLERNACE "L" IN MM [INCHES]
95-820-253-05Y	50.00 ± 2.50 [1.967±0.150]
95-820-253-10Y	100.00 ± 2.50 [3.937±0.150]
95-820-253-15Y	150.00 ± 3.75 [5.906±0.150]
95-820-253-20Y	200.00 ± 5.00 [7.874±0.200]
95-820-253-25Y	250.00 ± 6.25 [9.843±0.200]
95-820-253-30Y	300.00 ± 7.50 [11.811±0.200]

ADDITIONAL LENGTHS AND FAKRA KEY CODES AVAILABLE BY CHANGING XXY TO DESIRED LENGTH IN MM AND FAKRA KEY CODE.
 FOR THE DETAIL FAKRA KEY CODE, SEE FAKRA KEY CODE TABLE FOR CLARITY CONTACT AMPHENOL RF MARKETING FOR QUOTE.
 EXAMPLE: -09B IS 90MM WITH FAKRA KEY CODE "B."

CUSTOMER OUTLINE DRAWING
 ALL OTHER SHEETS ARE FOR INTERNAL USE ONLY

DESIGN REQUIREMENTS

- FREQUENCY: DC TO --- GHz CONTINUITY
 VSWR: ---- :1 MAX HI-POT: --- VRMS
 INS. LOSS: ---- dB MAX OTHER

NOTICE: These drawings, specifications, or other data (1) are, and remain the property of Amphenol corp. (2) must be returned upon request; and (3) are confidential and not to be disclosed to any person other than those to whom they are given by Amphenol Corp. The furnishing of these drawings, specifications, or other data by Amphenol Corp., or to any other person to anyone for any purpose is not to be regarded by implication or otherwise in any manner licensing, granting rights to permitting such holder or any other person to manufacture, use or sell any product, process or design, patented or otherwise, that may in any way be related to or disclosed by said drawings, specifications, or other data.

UNLESS OTHERWISE SPECIFIED DIMENSIONS ARE METRIC (INCHES) AND TOLERANCES ARE:
 <0.5mm = ±0.05mm [-0.020 = ±0.002]
 0.5 - 6mm = ±0.1mm [+0.020 - 0.236 = ±0.004]
 >6.00 - 30mm = ±0.2mm [+0.236 - 1.181 = ±0.008]
 >30.00 - 120mm = ±0.3mm [+1.181 - 4.725 = ±0.012]

MATERIAL SEE NOTES
 ENGR.1 S. HOFFLER ENGR.2 DATE 22-AUG-25

TITLE FAKRA IP-67 PLUG TO AMC RA PLUG USING RG 178 CABLE VAR. LENGTHS
 SHEET NO. 2 OF 2 SCALE: 3.0:1.0

Amphenol RF
 SIZE B DRAWING NO. 95-820-253-XXY REV A
 ITEM NO. 95-820-253-XXY
 PART NO. 95-820-253-XXY

THIRD ANGLE PROJ.

REFERENCE EAR# 13193

ANGLES = ±1°