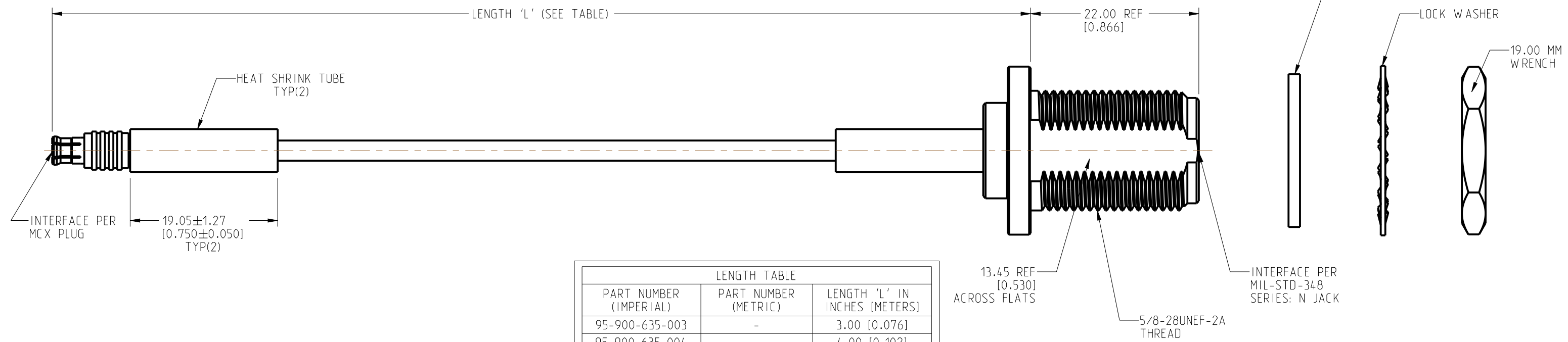
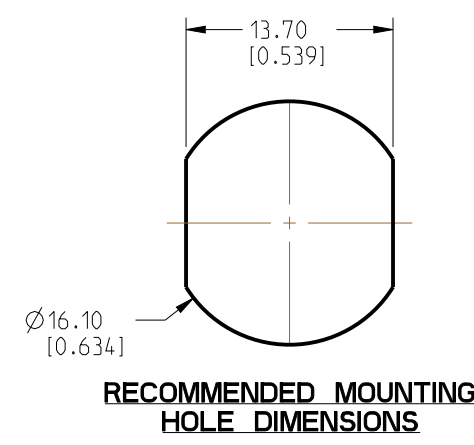
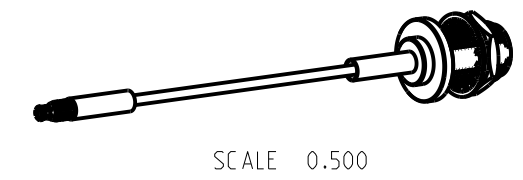


NOTES:

- MATERIALS AND FINISHES:
 MCX STR PLUG - BeCu, GOLD PLATING
 N STR BHD JACK - BRASS, NICKEL PLATING
 CABLE - RG 174
- ELECTRICAL:
 A. IMPEDANCE: 50 OHM
- PACKAGING:
 A. QUANTITY: SINGLE PACK
 B. MARKING: BAG TO BE MARKED
 "AMPHENOL RF, 95-900-635-XXX AND DATE CODE"

REVISIONS				
REV	DESCRIPTION	DATE	ECN	BY
A	RELEASE TO MFG.	17-APR-26	17861	AMP



LENGTH TABLE		
PART NUMBER (IMPERIAL)	PART NUMBER (METRIC)	LENGTH 'L' IN INCHES (METERS)
95-900-635-003	-	3.00 [0.076]
95-900-635-004	-	4.00 [0.102]
95-900-635-005	-	5.00 [0.127]
95-900-635-006	-	6.00 [0.152]
95-900-635-007	-	7.00 [0.178]
95-900-635-008	-	8.00 [0.203]
95-900-635-009	-	9.00 [0.229]
95-900-635-010	-	10.00 [0.254]
95-900-635-011	-	11.00 [0.279]
95-900-635-012	-	12.00 [0.305]
95-900-635-018	-	18.00 [0.457]
95-900-635-024	-	24.00 [0.610]
95-900-635-036	-	36.00 [0.914]
-	95-900-635M100	39.37 [1.000]
95-900-635-048	-	48.00 [1.219]

TOLERANCE TABLE	
LENGTH IN INCHES/FT [METERS]	TOLERANCE
0" - 23.99" [0 - 0.609]	±0.25" [0.006]
24.00" - 59.99" [0.610 - 1.523]	±0.50" [0.013]
5.0' - 24.99' [1.524 - 7.617]	±2.5%
25.0' & UP [7.620 & UP]	±5.0%

DESIGN REQUIREMENTS:

FREQUENCY: DC - 3 GHz CONTINUITY

VSWR: _____ 1 MAX. HI-POT: 750 VRMS

INS. LOSS: _____ dB MAX. OTHER

CUSTOMER OUTLINE DRAWING
 ALL OTHER SHEETS ARE FOR INTERNAL USE ONLY

NOTICE: These drawings, specifications, or other data (1) are, and remain the property of Amphenol corp. (2) must be returned upon request; and (3) are confidential and not to be disclosed to any person other than those to whom they are given by Amphenol Corp. The furnishing of these drawings, specifications, or other data by Amphenol Corp., or to any other person to anyone for any purpose is not to be regarded by implication or otherwise in any manner licensing, granting rights to permitting such holder or any other person to manufacture, use or sell any product, process or design, patented or otherwise, that may in any way be related to or disclosed by said drawings, specifications, or other data.		UNLESS OTHERWISE SPECIFIED DIMENSIONS ARE METRIC [INCHES] AND TOLERANCES ARE: <0.5mm = ±0.05mm [-0.020 = ±0.002] 0.5 - 6mm = ±0.1mm [+0.020 - 0.236 = ±0.004] >6.00 - 30mm = ±0.2mm [+0.236 - 1.181 = ±0.008] >30.00 - 120mm = ±0.3mm [+1.181 - 4.725 = ±0.012]		MATERIAL SEE NOTES		TITLE MCX STR PLUG TO N STR BHD JACK USING RG 174 CABLE		Amphenol RF	
THIRD ANGLE PROJ. REFERENCE		ENGR.1 PONNARASAN ENGR.2 DATE 14-OCT-25		SHEET NO. 2 OF 2 SCALE: 2.0:1.0		DRAWING NO. 95-900-635-XXX ITEM NO. 95-900-635-XXX PART NO. 95-900-635-XXX		REV A	