

NOTES:

1. MATERIALS AND FINISHES:
BODY, SHELL, RETAINING RING
WASHER & FERRULE - BRASS, NICKEL PLATING
CONTACT - BRASS, GOLD PLATING
INSULATOR - PTFE, NATURAL
RING - DELRIN, NATURAL
GASKET - RUBBER, RED
2. ELECTRICAL:
A. IMPEDANCE: 50 OHM
3. MECHANICAL:
A. DURABILITY: 500 CYCLES MIN.
B. TEMPERATURE RANGE: -65°C TO +165°C

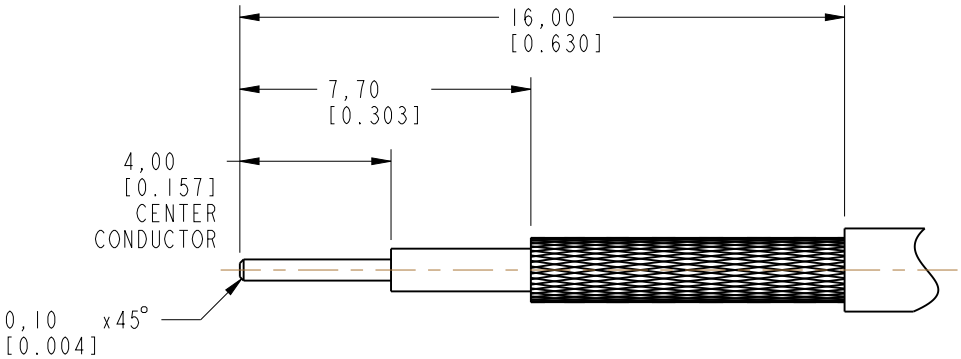
4. PACKAGING:
A. QUANTITY: SINGLE PACK
B. MARKING: BAG TO BE MARKED
"AMPHENOL RF, 122108T, AND DATE CODE"
5. CABLE ASSEMBLY INSTRUCTIONS:
A. TRIM CABLE AS SHOWN.
B. SLIDE FERRULE ONTO CABLE.
C. CRIMP CONTACT TO CABLE CENTER CONDUCTOR
WITH 0.068" HEX DIE
D. CRIMP FERRULE WITH 0.213" HEX DIE.

6 > SHOWS CABLE ENTRY DIMENSIONS.

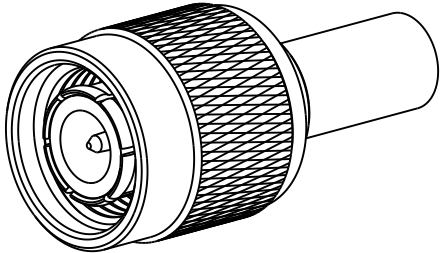
THIRD ANGLE PROJ.

REVISIONS

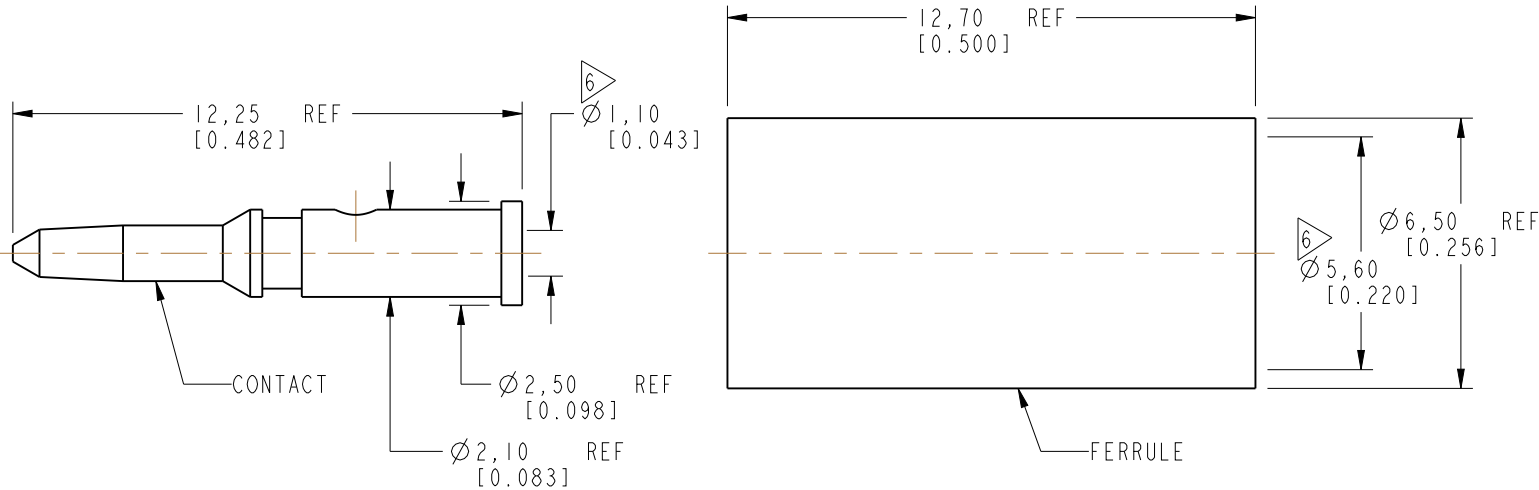
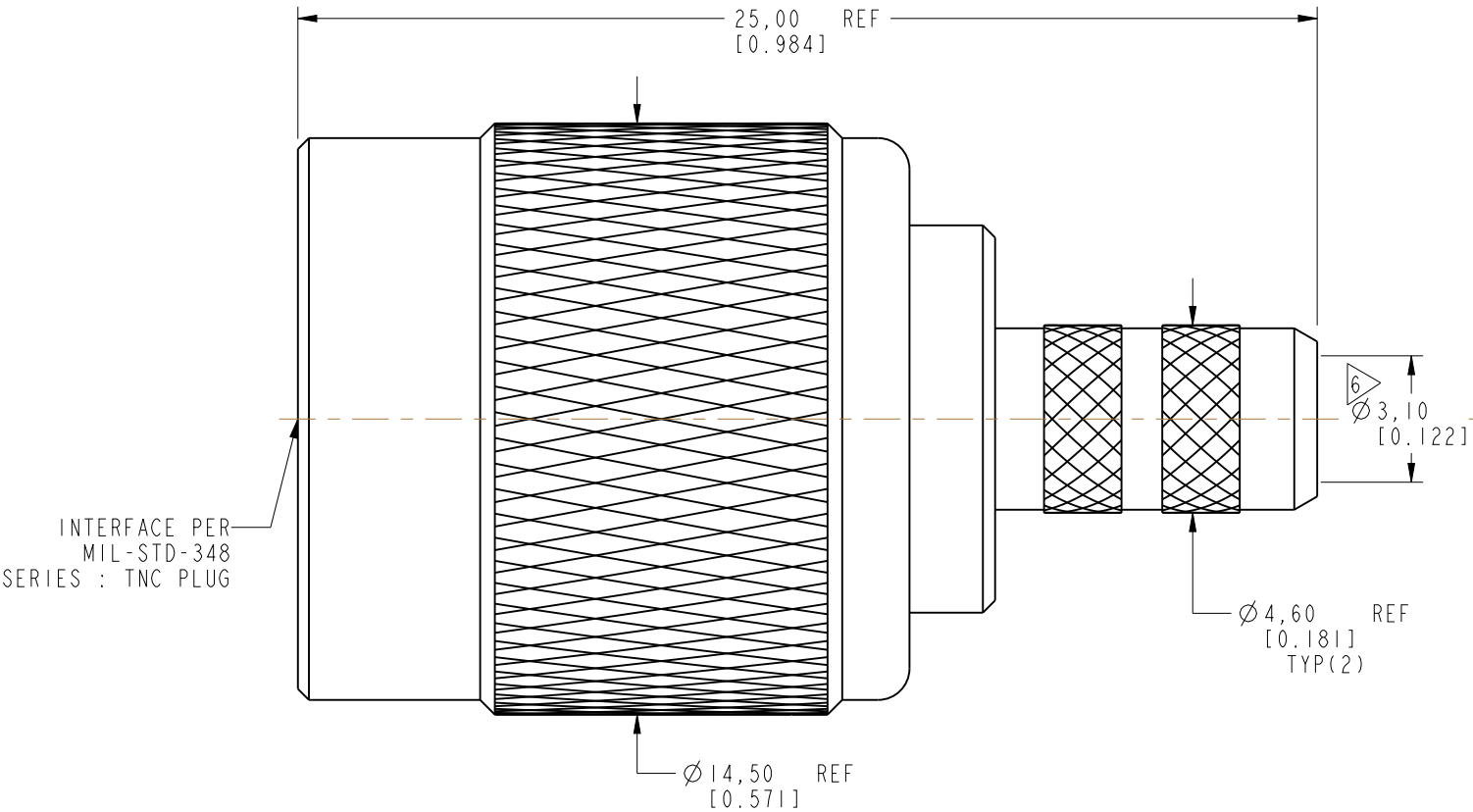
REV	DESCRIPTION	DATE	ECO	APPR
A	RELEASE TO MFG	01-May-04	--	--
B	Ø 5.60 WAS Ø 5.33, Ø 6.50 WAS Ø 6.48 NOTES & FORMAT UPDATED	09-Nov-16	2383	VK



RECOMMENDED CABLE STRIPPING DIMENSIONS



SCALE 2.000



CUSTOMER OUTLINE DRAWING

ALL OTHER SHEETS ARE FOR INTERNAL USE ONLY

<div>UNLESS OTHERWISE SPECIFIED, DIMENSIONS ARE IN METRIC AND TOLERANCES ARE: <0.5mm ± 0.05mm 0.5 - 6mm ± 0.1mm 6 - 30mm ± 0.2mm 30 - 120mm ± 0.3mm ANGLES ± 1°</div> <div>NOTICE - These drawings, specifications, or other data (1) are, and remain the property of Amphenol corp. (2) must be returned upon request; and (3) are confidential and not to be disclosed to any person other than those to whom they are given by Amphenol Corp. the furnishing of these drawings, specifications, or other data by Amphenol Corp., or to any other person to anyone for any purpose is not to be regarded by implication or otherwise in any manner licensing, granting rights to permitting such holder or any other person to manufacture, use or sell any product, process or design, patented or otherwise, that may in any way be related to or disclosed by said drawings, specifications, or other data.</div>	MATERIAL	DRAWN	DATE	TITLE		Amphenol RF www.amphenolrf.com	
	SEE NOTES	VIJI K	11-Oct-16				
	REFERENCE	ENGINEER	DATE	TNC STR CRIMP PLUG FOR RG 58, 58A, 141 & LMR 195 CABLE		DRAWING NO. 122108T	
	EAR #	VIJI K	11-Oct-16			ITEM NO. 122108T	
	CONFIGURATION LEVEL: In Work	APPROVED	DATE	SCALE: 6.0:1.0		PART NO. 122108T	
	FINISH	K.CAPOZZI	09-Nov-16	SHEET 2 OF 2			
		CAD FILE		DWG SIZE		REV	
				B		B	