NOTES:

1. MATERIALS AND FINISHES:
   BODY & SLEEVE - BRASS, WHITE BRONZE PLATING (.000080" MIN.)
   OUTER CONTACT - SPRING COPPER ALLOY, WHITE BRONZE PLATING (.000080" MIN.)
   CONTACT - BRASS, GOLD PLATING (.000030" MIN.) OVER NICKEL (.000080" MIN.)
   FERRULE - COPPER ALLOY, WHITE BRONZE PLATING (.000080" MIN.)
   INSULATORS - PTFE

2. ELECTRICAL:
   A. IMPEDANCE: 50 OHM
   B. FREQUENCY RANGE: DC - 12.4 GHz
   C. VSWR: 0 - 6 GHz: 1.15 + .01 x F(GHz)

3. MECHANICAL:
   A. DURABILITY: 100 CYCLES MIN.
   B. TEMPERATURE RANGE: -55° C TO 85° C

4. ASSEMBLY INSTRUCTIONS:
   A. TRIM CABLE AS SHOWN
   B. CRIMP CONTACT TO CABLE WITH AMPHENOL TOOL 227-944 AND DIE SET 227-1221-11, CAVITY 'B' (.068" HEX), OR TYCO TOOL 354940-1 AND DIE SET 220189-3 (.077" ROUND), OR TYCO TOOL 35490-1 AND DIE SET 91901-1, OR TYCO TOOL 69478-1.
   C. INSERT CABLE INTO CONNECTOR UNTIL IT BOTTOMS, WITH FOIL ENTERING CONNECTOR AND BRAID OVER REAR BODY
   D. CRIMP FERRULE OVER BRAID WITH AMPHENOL TOOL 227-944 AND DIE SET 227-1221-11, CAVITY 'A' (.213" HEX), OR TYCO TOOL 354940-1 AND DIE SET 220189-3 (.218" ROUND) OR TYCO TOOL 35490-1 AND DIE SET 91901-1, OR TYCO TOOL 69478-1.
   E. APPLY HEAT SHRINK TUBING OVER FERRULE

930-166P-51S	REVISIONS				
DRAWING NO.	REV	DESCRIPTION	DATE	ECO	APPR
THIRD ANGLE PROJ.	A	RELEASE TO MFG.	3/13/07	46375	MY
	B	SEE SHEET 1	8/28/07	46722	TC

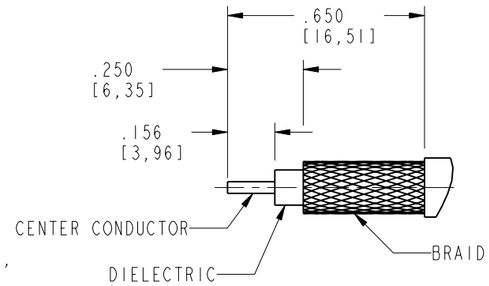

RECOMMENDED CABLE STRIPPING DIMENSIONS

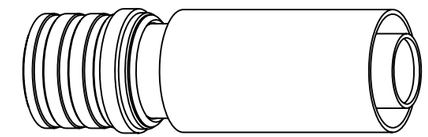

SCALE 2.000

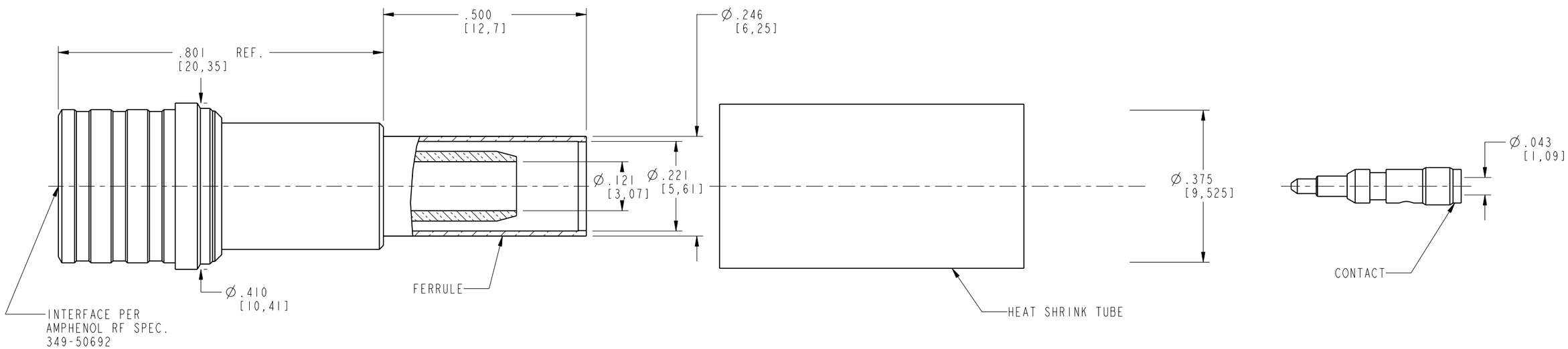

CUSTOMER OUTLINE DRAWING

ALL OTHER SHEETS ARE FOR INTERNAL USE ONLY

UNLESS OTHERWISE SPECIFIED, DIMENSIONS ARE IN INCHES AND TOLERANCES ARE:
2 PLACE DECIMAL ±.015 (0,381 mm) | 3 PLACE DECIMAL ±.005 (0,127 mm) | ANGLES ± 1°

NOTICE - These drawings, specifications, or other data (1) are, and remain the property of Amphenol Corp. (2) must be returned upon request; and (3) are confidential and not to be disclosed to any person other than those to whom they are given by Amphenol Corp. The furnishing of these drawings, specifications, or other data by Amphenol Corp., or to any other person to anyone for any purpose is not to be regarded by implication or otherwise in any manner licensing, granting rights or permitting such holder or any other person to manufacture, use or sell any product, process or design, patented or otherwise, that may in any way be related to or disclosed by said drawings, specifications, or other data.

MATERIAL

REFERENCE
EAR # 2146
615X-2294-100

DRAWN M. YU	DATE 7/31/06	
ENGINEER M. YU	DATE 7/31/06	
APPROVED M. HOYACK	DATE 3/13/07	
CAD FILE 930-166P-51S		

TITLE
QMA (M) STRAIGHT PLUG, CRIMP/CRIMP TO RG-400

Amphenol RF
Danbury, CT, USA
Tainan, Taiwan
Shenzhen, China
www.amphenolrf.com

SCALE: 4.0:1 | SHEET 2 OF 2

CODE ID	DWG SIZE	DRAWING NO.	REV
74868	B	930-166P-51S	B