


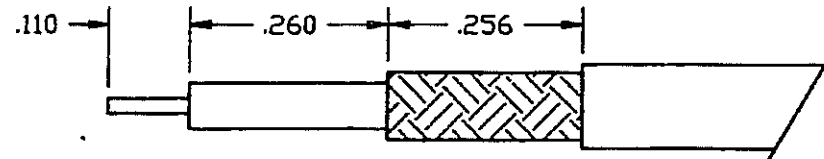
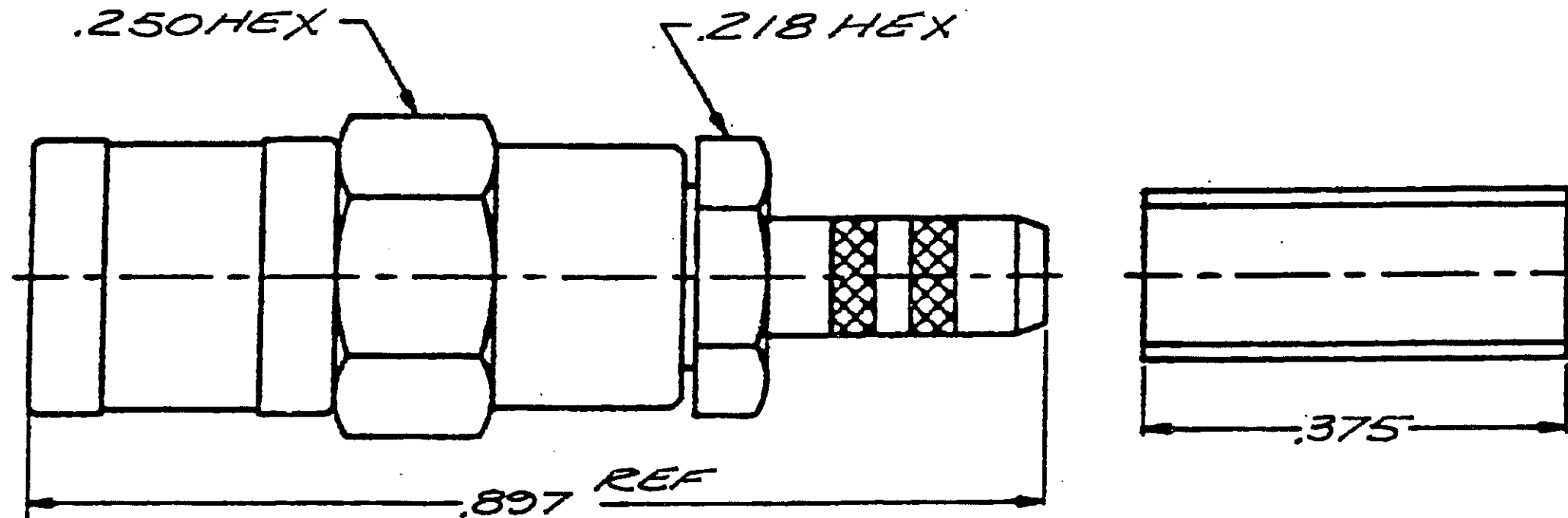
NOTES:

- DO NOT SCALE THIS DRAWING.
- REMOVE ALL BURRS, BREAK SHARP EDGES AND CORNERS
.005 MAXIMUM, UNLESS OTHERWISE SPECIFIED.
- UNLESS OTHERWISE SPECIFIED, ALL DIMENSIONS ARE AFTER PLATING.

903-509P-51S

REVISIONS

DRAWING NO.	REV	DESCRIPTION	DATE	ECG	APPR
THIRD ANGLE PROJ. 	A	OFFICIAL ENG. RELEASE TO MFG.	7-7-95	40355	PB, (A)
	B	See Sheet 1	8/4/06	46233	CPM



CABLE STRIPPING DIMENSIONS

CUSTOMER DRAWING

UNLESS OTHERWISE SPECIFIED, DIMENSIONS ARE IN INCHES AND TOLERANCES ARE:
2 PLACE DECIMAL 3 PLACE DECIMAL ANGLES
±.015 (0,381 mm) ±.005 (0,127 mm) ± 1°

NOTICE - These drawings, specifications, or other data (1) are, and remain the property of Amphenol Corp. (2) must be returned upon request; and (3) are confidential and not to be disclosed to any person other than those to whom they are given by Amphenol Corp. The furnishing of these drawings, specifications, or other data by Amphenol Corp., or to any other person to anyone for any purpose is not to be regarded by implication or otherwise in any manner licensing, granting rights or permitting such holder or any other person to manufacture, use or sell any product, process or design, patented or otherwise, that may in any way be related to or disclosed by said drawings, specifications, or other data.

MATERIAL

REFERENCE

EAR 111-964413

DRAWN
P. BRENZELDATE
12-13-94

ENGINEER

DATE

APPROVED
PAWDATE
3/3/95

CAD FILE

TITLE

SMB PLUG
CRIMP TYPE
FOR RG-178/U

Amphenol

Amphenol Corporation
RF/Microwave Operations
Danbury, Conn. U.S.A. 06810

SCALE: 1:1

SHEET 1 OF 2

CODE ID
74868DWG SIZE
B

DRAWING NO.

903-509P-51S

ISSUE

B