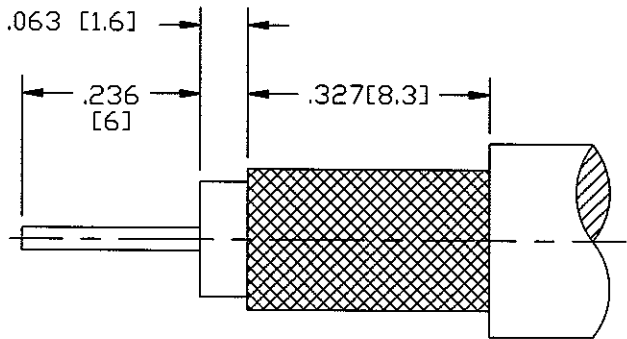
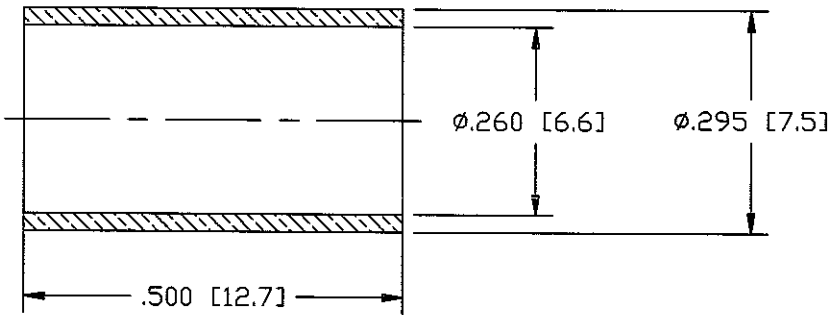
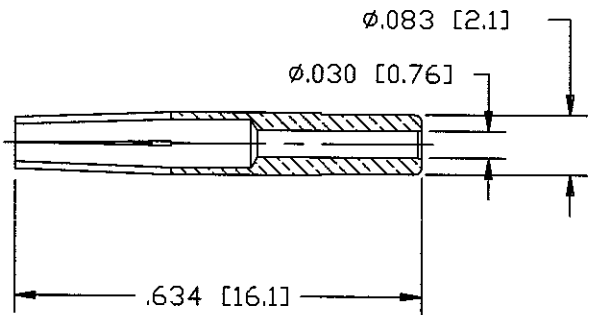
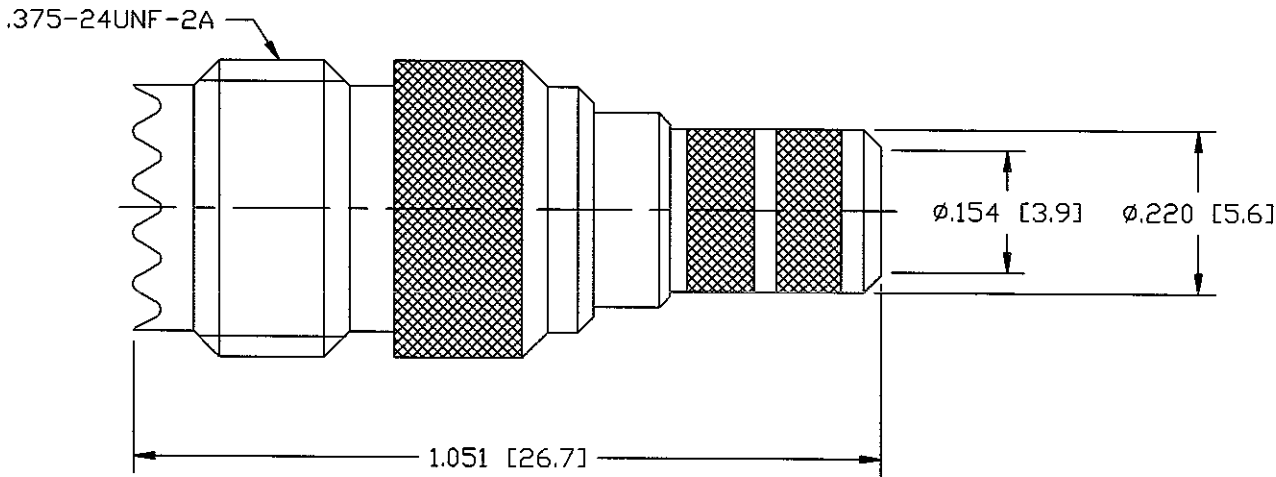


- NOTES:
1. MATERIALS OF CONSTRUCTION:  
BARREL, BODY: BRASS / NICKEL PLATED  
FERRULE: COPPER ALLOY 270 / NICKEL PLATED  
CONTACT PIN: BRASS / GOLD PLATED  
INSULATOR: TEFLON
2. PACKAGE THIS CONNECTOR IN BAG 999-226.
3. DO NOT SCALE THIS DRAWING.

81-182-RFX		REVISIONS			
DRAWING NO.	REV	DESCRIPTION	DATE	ECO	APPR
THIRD ANGLE PROJ.	A	RELEASE TO MFG.	5/28/98	42487	TV/DR



RECOMMENDED  
CABLE STRIPPING DIM'S



CUSTOMER OUTLINE DRAWING

UNLESS OTHERWISE SPECIFIED, DIMENSIONS ARE IN INCHES AND TOLERANCES ARE: 2 PLACE DECIMAL ±.015 (0,381 mm) 3 PLACE DECIMAL ±.005 (0,127 mm) ANGLES ± 1°	MATERIAL	DRAWN T. VERHOEVEN	DATE 5/8/98	TITLE MINI-UHF CRIMP JACK RG-59		Amphenol Amphenol Corporation RF/Microwave Operations Danbury, Conn. U.S.A. 06810			
		ENGINEER T. AUBIN	DATE						
	REFERENCE EAR# 966954-0	APPROVED D. ROYCE	DATE 5/22/98	CAD FILE H:\DEPT611\MUHF\081\ASSY\182RFXS2		CODE ID 74868	DWG SIZE B	DRAWING NO. 81-182-RFX	ISSUE A
		NOTICE - These drawings, specifications, or other data (1) are, and remain the property of Amphenol Corp. (2) must be returned upon request; and (3) are confidential and not to be disclosed to any person other than those to whom they are given by Amphenol Corp. The furnishing of these drawings, specifications, or other data by Amphenol Corp., or to any other person to anyone for any purpose is not to be regarded by implication or otherwise in any manner licensing, granting rights or permitting such holder or any other person to manufacture, use or sell any product, process or design, patented or otherwise, that may in any way be related to or disclosed by said drawings, specifications, or other data.							