REV.	DATE	DESCRIPTION
NC	04/02/08	INITIAL RELEASE

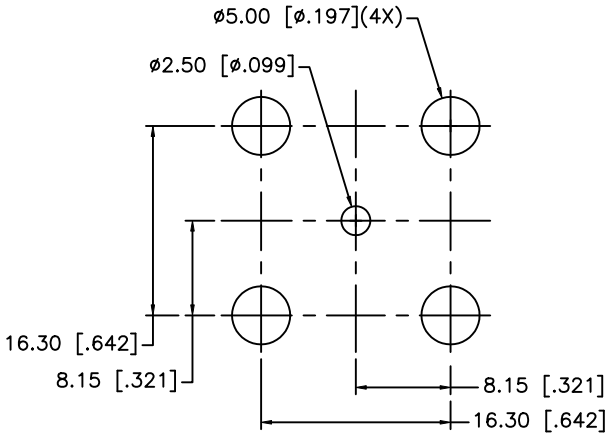

RECOMMENDED
PCB MOUNTING HOLE

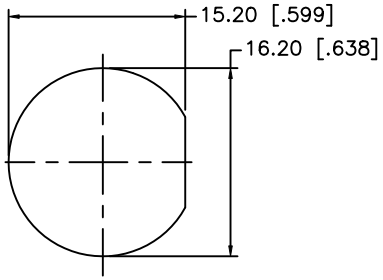

RECOMMENDED
MOUNTING HOLE

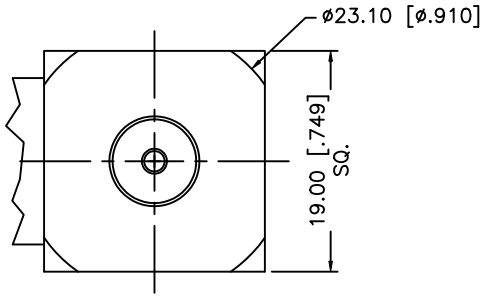

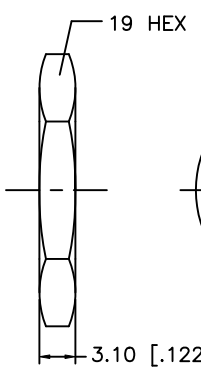

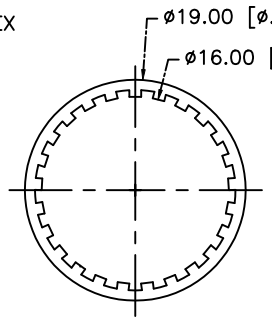

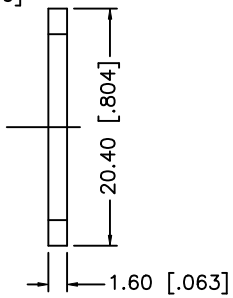

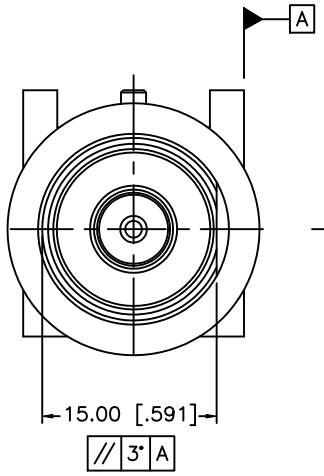

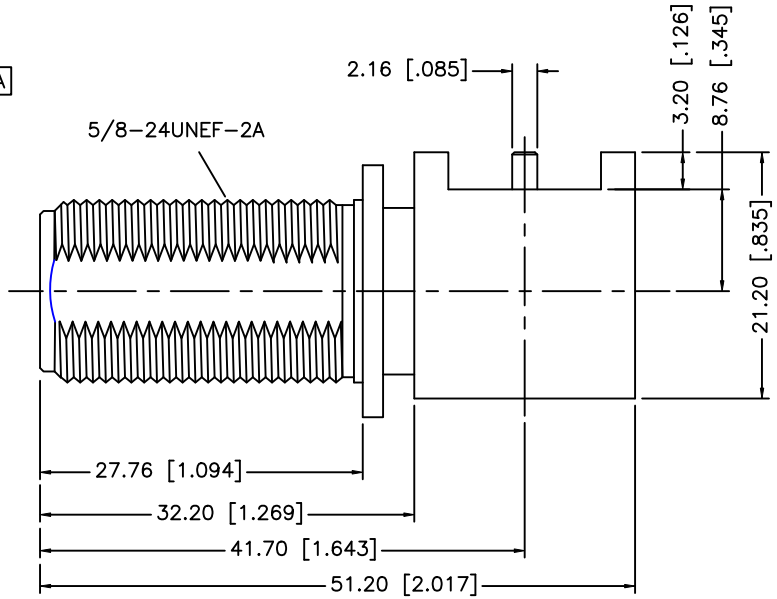

	DESCRIPTION	MATERIAL	FINISH	QTY
8				
7				
6	HEX NUT	BRASS	NICKEL	1
5	LOCK WASHER	BRASS	NICKEL	1
4	GASKET	SILICONE	RED	1
3	CONTACT PIN	BER. COPPER	GOLD	1
2	INSULATOR	PTFE	NATURAL	1
1	BODY	BRASS	BRT. TIN	1

UNLESS OTHERWISE SPECIFIED DIMENSIONS ARE IN MILLIMETERS. DIMENSIONS IN [ ] ARE IN INCHES AND FOR CUSTOMER REFERANCE ONLY.

UNLESS OTHERWISE SPECIFIED TOLERANCES FOR MILLIMETERS ARE:
0.5 – 8mm ± 0.20mm
8 – 30mm ± 0.40mm
30 – 120mm ± 0.50mm

UNLESS OTHERWISE SPECIFIED TOLERANCES FOR INCHES ARE:
.020 – .315 = ± 0.007"
.315 – 1.180 = ± 0.015"
1.180 – 4.724 = ± 0.020"

DO NOT SCALE DRAWING

APPROVALS		DATE
DRAWN	G.R.S.	04/02/08
CHECKED		
ISSUED		
SHEET	1 OF 1	
CAD FILE	C:/172/172339.DWG	

Amphenol Connex

PART DESCRIPTION
N R/A PCB BULKHEAD RECEPTACLE

PART NO. 172339

DWG. NO. 172339.DWG | REV. NC | SIZE A | SCALE NA