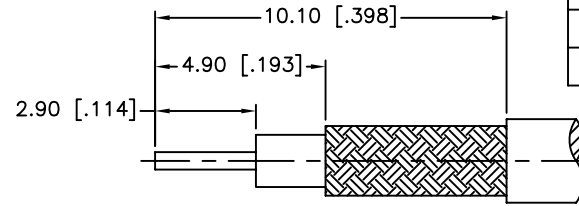
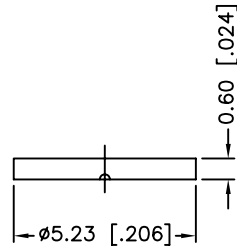
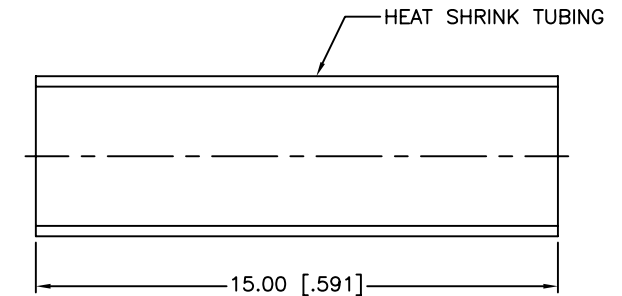
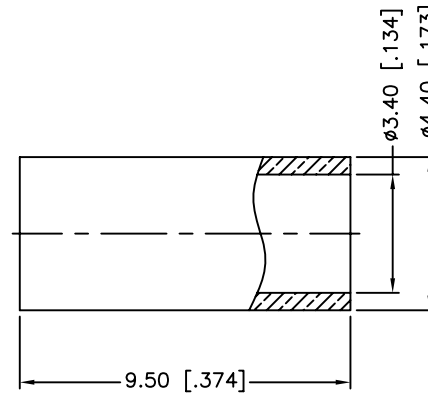
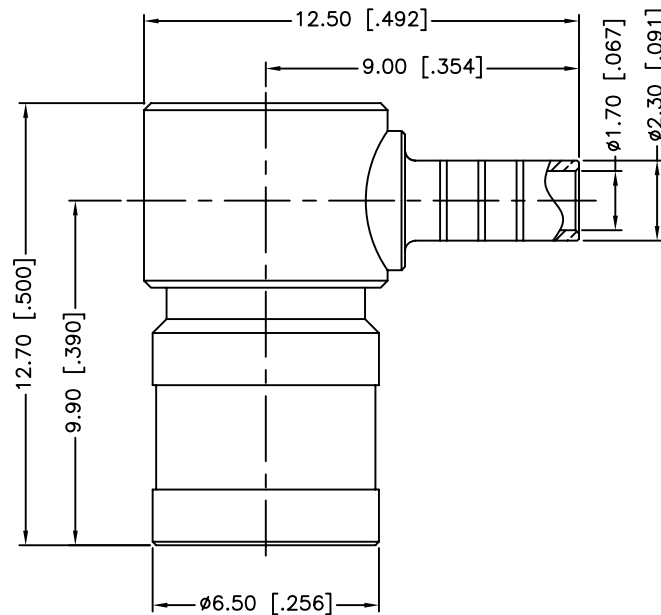


REV.	DATE	ECR NO.	DESCRIPTION
NC	12/18/98	XXXXXX	INITIAL RELEASE
A	05/08/07	XXXXXX	UPDATE DRAWING FORMAT
B	12/17/10	2130	CHANGE TITLE BLOCK TO "MINI 75 OHM SMB R/A CRIMP PLUG"



RECOMMENDED  
CABLE STRIPPING DIM'S



1. CRIMPED FERRULE  
HEX CRIMP SIZE .151"
2. CONTACT PIN TO SOLDER

8	HEAT SHRINK TUBING			1
7	COVER	BRASS	NICKEL	1
6	FERRULE	COPPER	NICKEL	1
5	CONTACT PIN	BER. COPPER	GOLD	1
4	INSULATOR	PTFE	NATURAL	1
3	RETAINER RING	BER. COPPER	NATURAL	1
2	BODY	BRASS	NICKEL	1
1	HOUSING	ZINC DIECAST	NICKEL	1
	DESCRIPTION	MATERIAL	FINISH	QTY

UNLESS OTHERWISE SPECIFIED DIMENSIONS ARE  
IN MILLIMETERS. DIMENSIONS IN [ ] ARE IN  
INCHES AND FOR CUSTOMER REFERENCE ONLY.

UNLESS OTHERWISE SPECIFIED  
TOLERANCES FOR MILLIMETERS ARE:  
0.5 - 8mm  $\pm$  0.20mm  
8 - 30mm  $\pm$  0.40mm  
30 - 120mm  $\pm$  0.50mm

UNLESS OTHERWISE SPECIFIED  
TOLERANCES FOR INCHES ARE:  
.020 - .315  $\pm$  0.007"  
.315 - 1.180  $\pm$  0.015"  
1.180 - 4.724  $\pm$  0.020"

DO NOT SCALE DRAWING

APPROVALS	DATE
DRAWN M.ZHANG	12/17/10
CHECKED	
ISSUED	
SHEET 1 OF 1	
CAD FILE C:/CONNEX/142188-75.DWG	

# Amphenol Connex

PART DESCRIPTION

MINI 75 OHM SMB R/A CRIMP PLUG  
(FOR RG-179U/D CABLE)

PART NO.

142188-75

DWG. NO.

142188-75.DWG

REV. B

SIZE A

SCALE NA