REV.	DATE	ECR NO.	DESCRIPTION
NC	11/11/08	–	INITIAL RELEASE

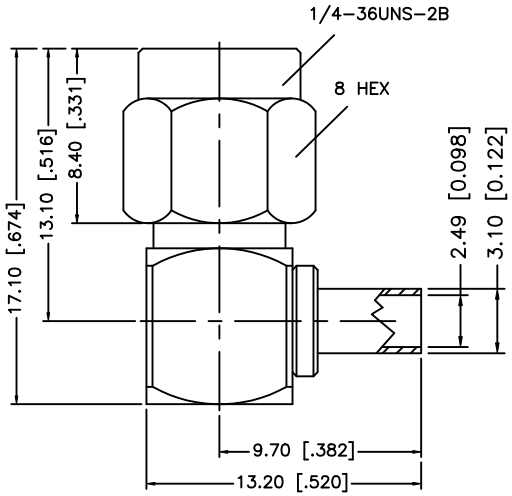

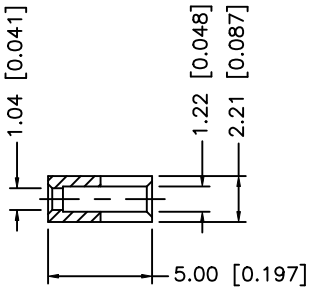

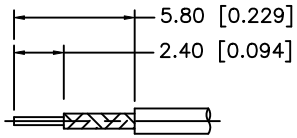

RECOMMENDED
CABLE STRIPPING DIM'S

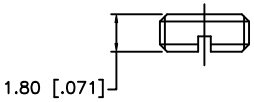

NOTES:

1. CRIMP BODY OVER INNER FERRULE USING HEX CRIMP SIZE .105" [2.67]
2. CONTACT PIN TO SOLDER.

	DESCRIPTION	MATERIAL	FINISH	QTY
8				
7				
6				
5				
4	INNER FERRULE	BRASS	GOLD	1
3	CONTACT PIN	BRASS	GOLD	1
2	INSULATOR	PTFE	NATURAL	1
1	BODY	BRASS	GOLD	1

UNLESS OTHERWISE SPECIFIED DIMENSIONS ARE IN MILLIMETERS. DIMENSIONS IN [ ] ARE IN INCHES AND FOR CUSTOMER REFERANCE ONLY.

UNLESS OTHERWISE SPECIFIED TOLERANCES FOR MILLIMETERS ARE:
0.5 – 8mm ± 0.20mm
8 – 30mm ± 0.40mm
30 – 120mm ± 0.50mm

UNLESS OTHERWISE SPECIFIED TOLERANCES FOR INCHES ARE:
.020 – .315 = ± 0.007"
.315 – 1.180 = ± 0.015"
1.180 – 4.724 = ± 0.020"

DO NOT SCALE DRAWING

APPROVALS		DATE
DRAWN	GRS	11/11/08
CHECKED		
ISSUED		
SHEET	1 OF 1	
CAD FILE	C:/132/132394.DWG	

Amphenol Connex

PART DESCRIPTION: SMA R/A CRIMP PLUG (FOR 1.13mm CABLE)

PART NO. 132394

DWG. NO. 132394.DWG | REV. NC | SIZE A | SCALE NA