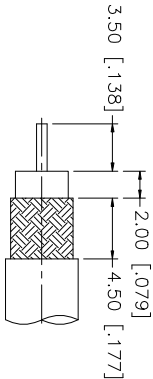
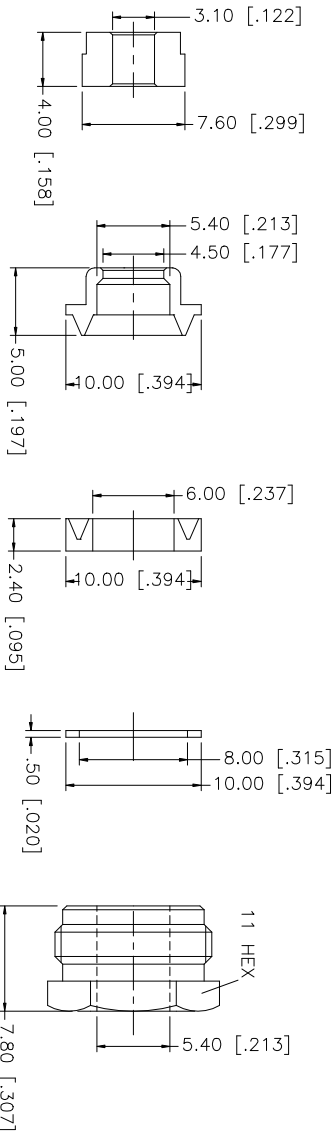
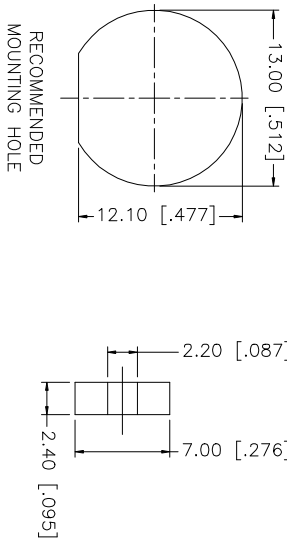
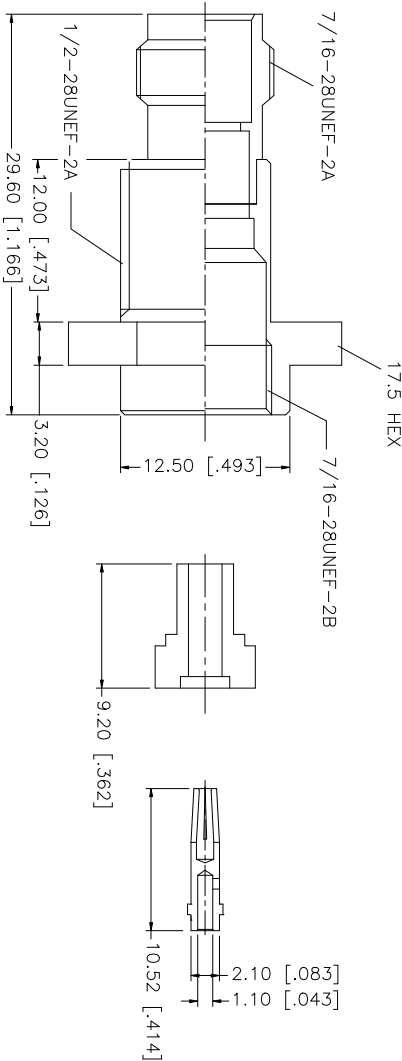
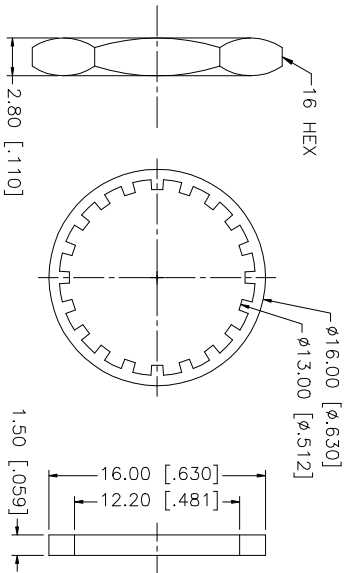


REV.	DATE	DESCRIPTION
NC	01/13/03	INITIAL RELEASE



RECOMMENDED
CABLE STRIPPING DIM'S



NOTE:

1. CONTACT PIN TO SOLDER
2. MAX. PANEL THICKNESS = 7.5mm

11	HEX NUT	BRASS	NICKEL	1	UNLESS OTHERWISE SPECIFIED DIMENSIONS ARE IN MILLIMETERS. DIMENSIONS IN [] ARE IN INCHES AND FOR CUSTOMER REFERENCE ONLY. UNLESS OTHERWISE SPECIFIED TOLERANCES FOR MILLIMETERS ARE: 0.5 - 8mm ± 0.20mm 8 - 30mm ± 0.40mm 30 - 120mm ± 0.50mm UNLESS OTHERWISE SPECIFIED TOLERANCES FOR INCHES ARE: .020 - .315 = ± 0.007" .315 - 1.180 = ± 0.015" 1.180 - 4.724 = ± 0.020"	DO NOT SCALE DRAWING	C:\122\122488.DWG	DWG. NO. 122488.DWG	REV. NC	SIZE A	SCALE NA
10	WASHER	BRASS	NICKEL	1							
9	GASKET	SILICONE	RED	1							
8	BRAID CLAMP	BRASS	NICKEL	1							
7	RING	BRASS	NICKEL	1							
6	INSULATOR	TEFLON	NATURAL	1							
5	CONTACT PIN	PHOS. BRONZE	GOLD	1							
4	HEX NUT	BRASS	NICKEL	1							
3	LOCK WASHER	BRASS	NICKEL	1							
2	GASKET	RUBBER	RED	1							
1	BODY	BRASS	NICKEL	1							
DESCRIPTION		MATERIAL		FINISH	QTY						

APPROVALS		DATE
DRAWN	G.R.S.	01/13/03
CHECKED		
ISSUED		
SHEET	1 OF 1	

PART NO.	122488
PART DESCRIPTION	TNC BULKHEAD CLAMP JACK (FOR RG-58/U, 58C/U CABLE)

Amphenol Connex

2. MAX. PANEL THICKNESS = 7.5mm