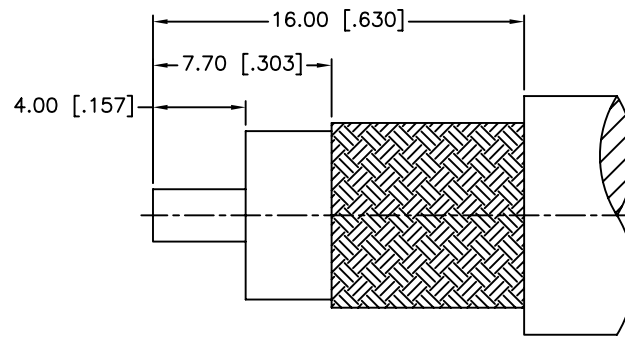
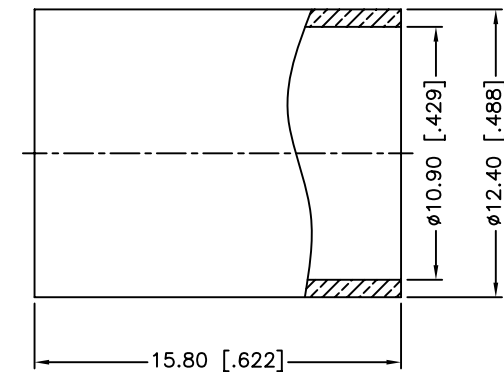
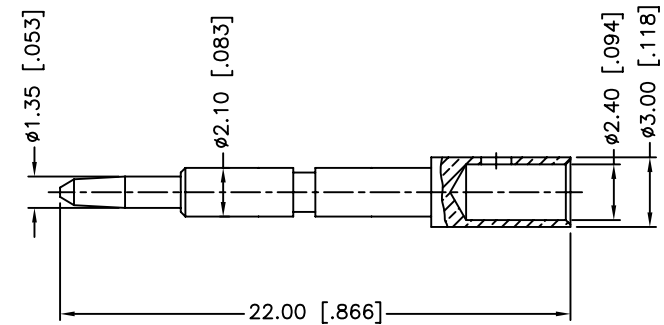
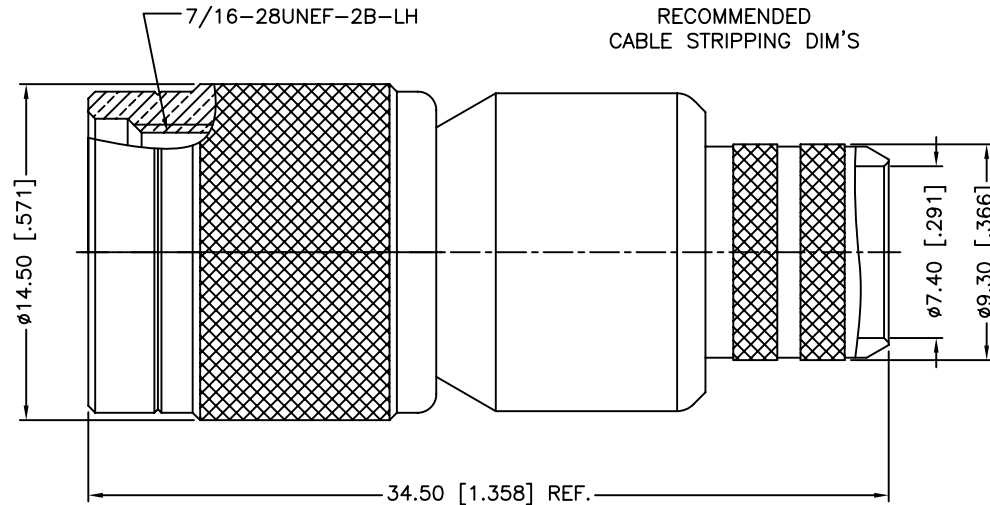


REV.	DATE	ECR NO.	DESCRIPTION
NC	03/26/01	XXXXXX	INITIAL RELEASE
A	10/28/13	2546	UPDATE DRAWING FORMAT



RECOMMENDED
CABLE STRIPPING DIM'S



1. IMPEDANCE: 50 OHM
2. FREQUENCY RANGE: 0-11 GHZ
3. DIELECTRIC WITHSTANDING VOLTAGE: 1500 VRMS, MIN.
4. DURABILITY: 500 CYCLES MIN.
5. TEMPERATURE RANGE: -40°C TO +85°C
6. CRIMPED FERRULE
HEX. CRIMP SIZE .429"
7. CRIMPED CONTACT PIN
HEX. CRIMP SIZE .100"

10	FERRULE	BRASS	NICKEL	1
9	CONTACT PIN	BRASS	GOLD	1
8	WASHER	BRASS	NICKEL	1
7	RING	DELIRIN	NATURAL	1
6	RETAINER RING	BRASS	NICKEL	1
5	GASKET	RUBBER	RED	1
4	BARREL	BRASS	NICKEL	1
3	INSULATOR	PTFE	NATURAL	1
2	BODY	BRASS	NICKEL	1
1	SHELL	BRASS	NICKEL	1
	DESCRIPTION	MATERIAL	FINISH	QTY

UNLESS OTHERWISE SPECIFIED DIMENSIONS ARE
IN MILLIMETERS. DIMENSIONS IN [] ARE IN
INCHES AND FOR CUSTOMER REFERENCE ONLY.

UNLESS OTHERWISE SPECIFIED
TOLERANCES FOR MILLIMETERS ARE:
0.5 - 6mm ± 0.10mm
6 - 30mm ± 0.20mm
30 - 120mm ± 0.30mm
ANGLES ± 1°

UNLESS OTHERWISE SPECIFIED
TOLERANCES FOR INCHES ARE:
<.020 ± 0.002"
.020 - .236 = ± 0.004"
.236 - 1.180 = ± 0.007"
1.180 - 4.724 = ± 0.012"
ANGLES ± 1°

DO NOT SCALE DRAWING

APPROVALS	DATE
DRAWN M.ZHANG	10/28/13
CHECKED	
ISSUED	
SHEET 1 OF 1	
CAD FILE	C:/CONNEX/122394RT.DWG

Amphenol Connex

PART DESCRIPTION

TNC CRIMP PLUG (REVERSE THREADS)
(FOR RG-8/U, 213/U CABLE)

PART NO.

122394RT

DWG. NO. 122394RT.DWG

REV. A

SIZE A

SCALE NA