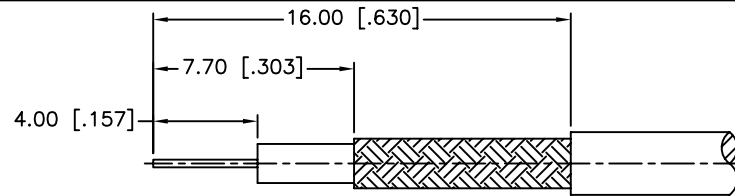
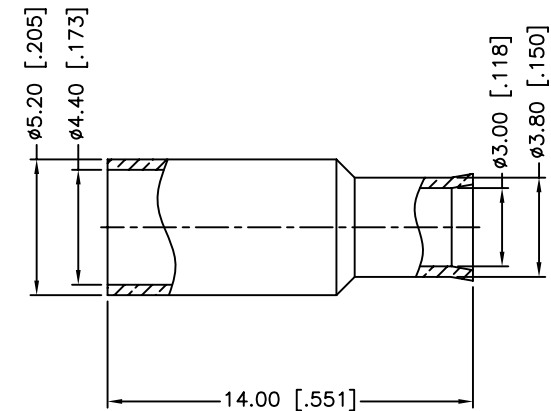
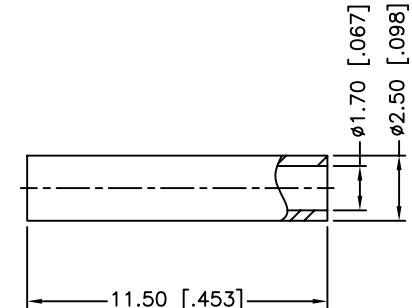
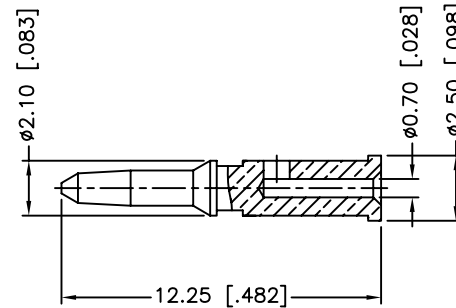
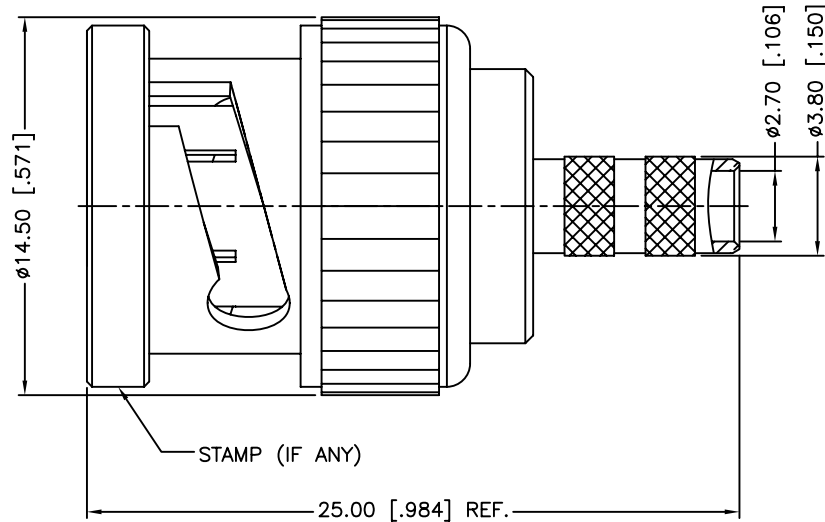


REV.	DATE	ECR NO.	DESCRIPTION
NC	05/15/01	XXXXXX	INITIAL RELEASE
NC	08/08/13	2509	UPDATE DRAWING FORMAT



RECOMMENDED
CABLE STRIPPING DIM'S



1. IMPEDANCE: 50 OHM
2. FREQUENCY RANGE: 0-4 GHZ
3. DIELECTRIC WITHSTANDING VOLTAGE: 900 VRMS, MIN.
4. DURABILITY: 500 CYCLES MIN.
5. TEMPERATURE RANGE: -40°C TO +85°C
6. CRIMPED FERRULE
HEX. CRIMP SIZE .178"
7. CRIMPED CONTACT PIN
HEX. CRIMP SIZE .068"

10	FERRULE	BRASS	SILVER	1
9	SLEEVE	DELIN	NATURAL	1
8	CONTACT PIN	BRASS	GOLD	1
7	WASHER	BRASS	SILVER	1
6	SPRING	SK5	NICKEL	1
5	RETAINER RING	BRASS	NICKEL	1
4	GASKET	SILICONE RUBBER	RED	1
3	INSULATOR	DELIN	NATURAL	1
2	BODY	BRASS	SILVER	1
1	SHELL	BRASS	SILVER	1
	DESCRIPTION	MATERIAL	FINISH	QTY

UNLESS OTHERWISE SPECIFIED DIMENSIONS ARE IN MILLIMETERS. DIMENSIONS IN [] ARE IN INCHES AND FOR CUSTOMER REFERENCE ONLY.
UNLESS OTHERWISE SPECIFIED
TOLERANCES FOR MILLIMETERS ARE:
0.5 - 6mm ± 0.10mm
6 - 30mm ± 0.20mm
30 - 120mm ± 0.30mm
ANGLES ± 1°
UNLESS OTHERWISE SPECIFIED
TOLERANCES FOR INCHES ARE:
<.020 ± 0.002"
.020 - .236 ± 0.004"
.236 - 1.180 ± 0.007"
1.180 - 4.724 ± 0.012"
ANGLES ± 1°

DO NOT SCALE DRAWING

APPROVALS	DATE
DRAWN M.ZHANG	08/08/13
CHECKED	
ISSUED	
SHEET 1 OF 1	
CAD FILE	C:/CONNEX/112132S.DWG

Amphenol Connex

PART DESCRIPTION	BNC CRIMP PLUG (FOR RG-316/U CABLE)
PART NO.	112132S
DWG. NO.	112132S.DWG
REV.	NC
SIZE	A
SCALE	NA