NOTES:

1. MATERIALS AND FINISHES:
   BODY, REAR BODY, LOCKWASHER
   AND HEX NUT - BRASS, BLACK CHROMATE OVER NICKEL
   INSULATOR AND INSULATOR DISC - PTFE, NATURAL
   CONTACT - PHOSPHOR BRONZE, GOLD PLATING
   FERRULE - COPPER, BLACK CHROMATE OVER NICKEL
   GASKET - SILICONE RUBBER, RED

2. ELECTRICAL:
   A. IMPEDANCE: 50 OHM
   B. FREQUENCY RANGE: DC - 6 GHz
   C. VSWR: 1.20 MAX. @ DC - 4 GHz
   D. DIELECTRIC WITHSTANDING VOLTAGE: 2500 VRMS, MIN.

3. MECHANICAL:
   A. DURABILITY: 500 CYCLES MIN.
   B. TEMPERATURE RANGE: -65°C TO +165°C
   C. COSMETIC PARAMETERS OF PLATING PER AMPHENOL SPEC. 349-50966.

4. CABLE ASSEMBLY INSTRUCTIONS:
   A. TRIM CABLE AS SHOWN.
   B. SLIDE FERRULE AND INSULATOR DISC ONTO CABLE.
   C. SOLDER CABLE CENTER CONDUCTOR TO CONTACT.
   D. INSERT CABLE, UNTIL IT BOTTOMS, WITH FOIL ENTERING CONNECTOR AND BRAID OVER KNURL.
   E. CRIMP FERRULE OVER BRAID WITH 0.213" HEX DIE.

5 SHOWS CABLE ENTRY DIMENSIONS.

REVISIONS

| REV | DESCRIPTION | DATE | ECN | BY |
|---|---|---|---|---|
| A | RELEASE TO MFG. | 13-JAN-23 | 16531 | SH |

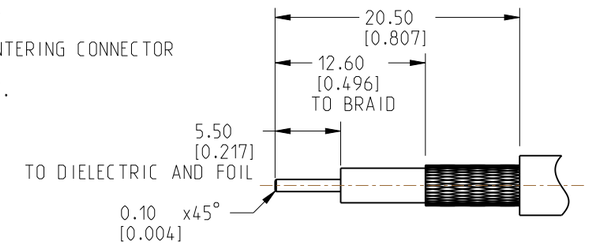


RECOMMENDED CABLE STRIPPING DIMENSIONS

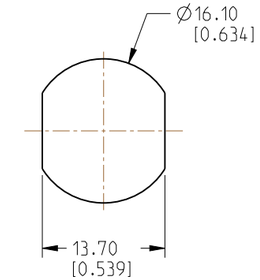


RECOMMENDED MOUNTING HOLE DIMENSIONS

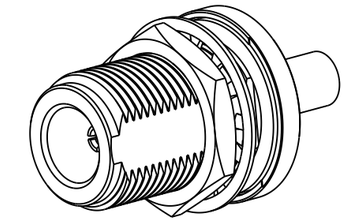

SCALE 1.500

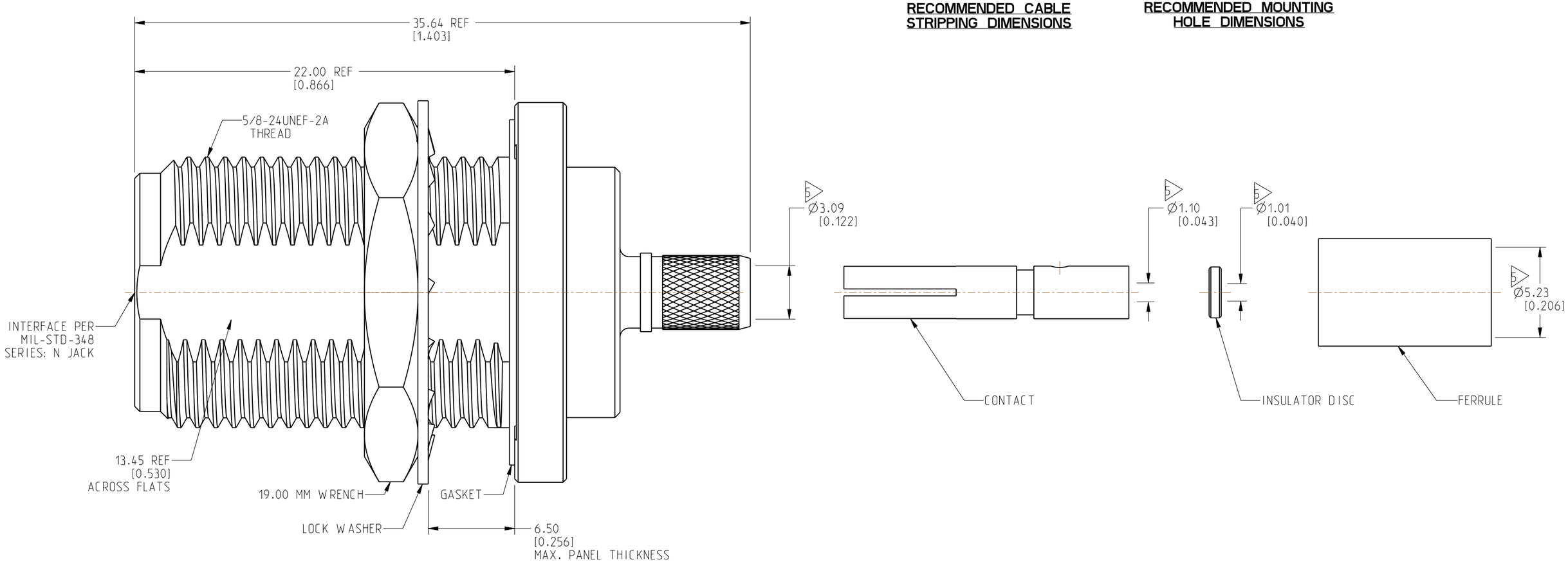


# CUSTOMER OUTLINE DRAWING

ALL OTHER SHEETS ARE FOR INTERNAL USE ONLY

NOTICE: These drawings, specifications, or other data (1) are, and remain the property of Amphenol corp. (2) must be returned upon request; and (3) are confidential and not to be disclosed to any person other than those to whom they are given by Amphenol Corp. The furnishing of these drawings, specifications, or other data by Amphenol Corp., or to any other person to anyone for any purpose is not to be regarded by implication or otherwise in any manner licensing, granting rights to permitting such holder or any other person to manufacture, use or sell any product, process or design, patented or otherwise, that may in any way be related to or disclosed by said drawings, specifications, or other data.

THIRD ANGLE PROJ.

REFERENCE

EAR# 11377

UNLESS OTHERWISE SPECIFIED
DIMENSIONS ARE METRIC [INCHES] AND TOLERANCES ARE:

| | |
|---|---|
| <0.5mm = ±0.05mm | [<0.020 = ±0.002] |
| 0.5 - 6mm = ±0.1mm | [>0.020 - 0.236 = ±0.004] |
| >6.00 - 30mm = ±0.2mm | [>0.236 - 1.181 = ±0.008] |
| >30.00 - 120mm = ±0.3mm | [>1.181 - 4.725 = ±0.012] |

ANGLES = ±1°

MATERIAL: SEE NOTES

ENGR.1: THAMBI RAJ
ENGR.2: JACK LIANG
DATE: 23-AUG-22

TITLE: N STR BHD JACK FOR LMR/FBT 195 CABLE BLACK PLATED

SHEET NO. 2 OF 2
SCALE: 4.5:1.0

Amphenol RF

SIZE: B
DRAWING NO. N6421A1-023-BZNT5GP-50
ITEM NO. 036421ACF157U5F
PART NO. 172384-BC
REV: A