

NOTES:

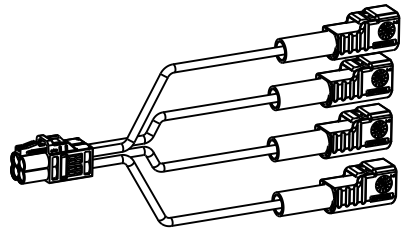
1. MATERIALS AND FINISHES:  
MINI FAKRA AUTOMATE TYPE A STR JACK QUAD: MFK0121ZW-002-TP30G-50  
GEN 3.5 FAKRA STR JACK IP 67: 3FA1ENZSJ-C01ES

CABLE - RG 174 HT

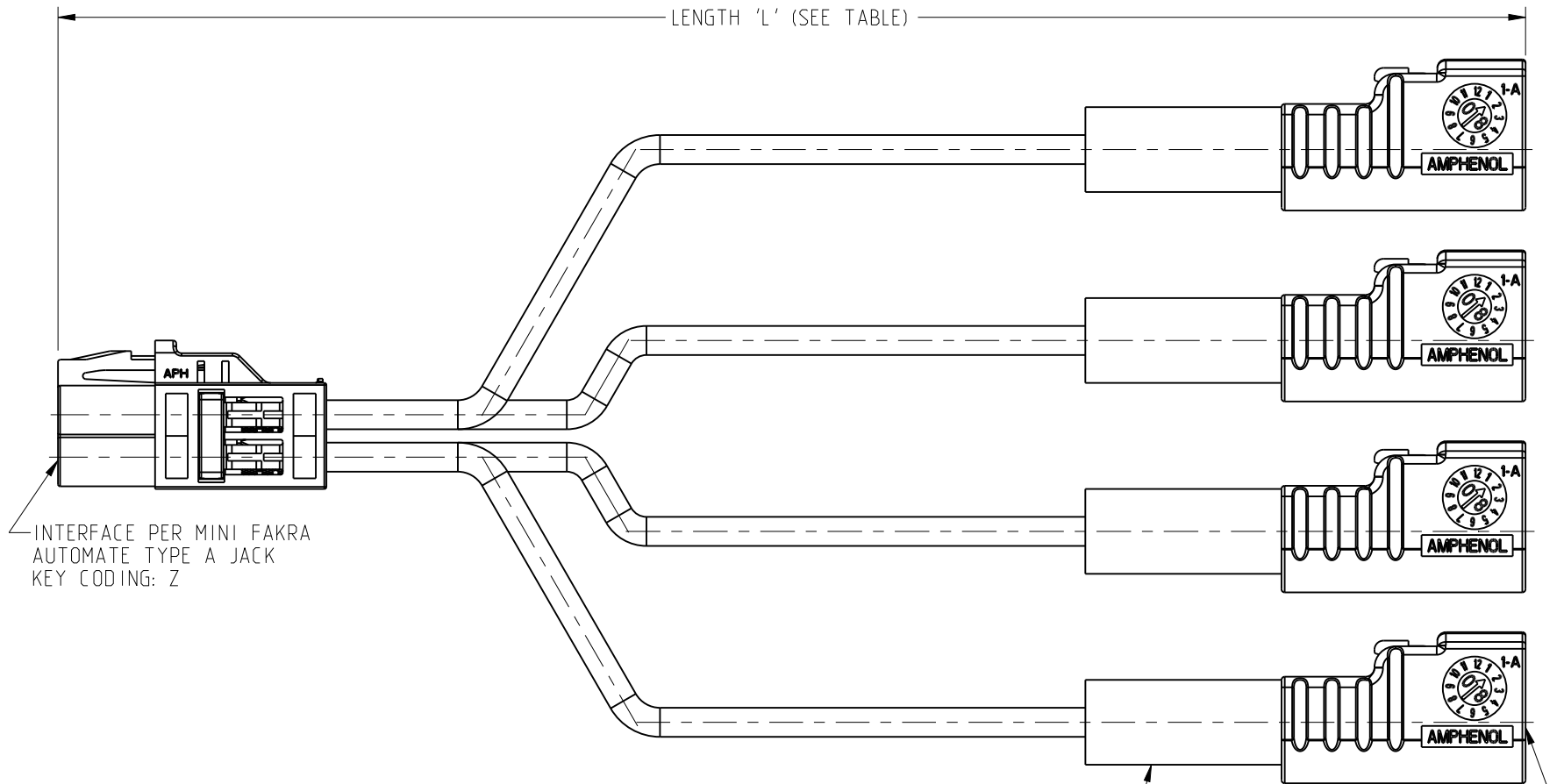
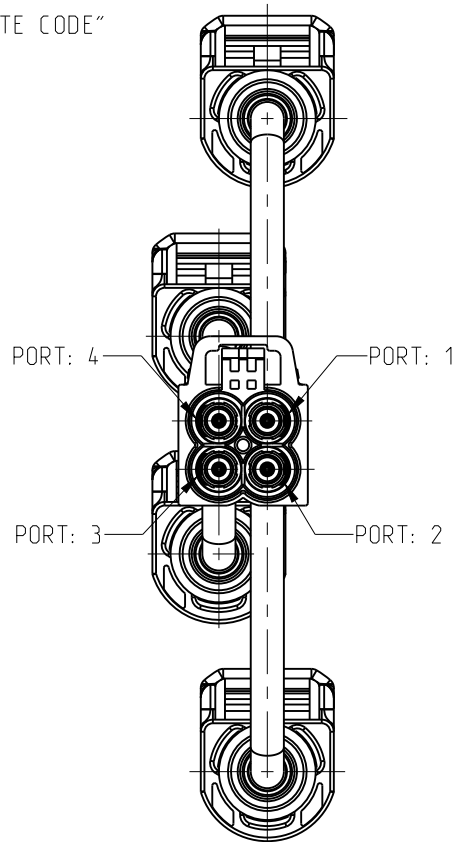
2. ELECTRICAL:  
A. IMPEDANCE: 50 OHM
3. MECHANICAL:  
A. TEMPERATURE RANGE: -40°C TO +85°C  
B. GEN 3.5 FAKRA IP-67 SEALED IN MATED CONDITION

4. PACKAGING:  
A. QUANTITY: SINGLE PACK  
B. MARKING: PACKAGING TO BE MARKED  
"AMPHENOL RF, 95-820-157-XXX AND DATE CODE"

REVISIONS				
REV	DESCRIPTION	DATE	ECN	BY
A	RELEASE TO MFG.	27-JAN-23	16545	SH



SCALE 0.400



ADHESIVE LINED  
HEAT SHRINK TUBE  
TYP(4)

INTERFACE PER  
DIN 72594-1  
SERIES: FAKRA JACK  
KEY CODING: Z  
TYP(4)

LENGTH TABLE		
PART NUMBER (IMPERIAL)	PART NUMBER (METRIC)	LENGTH 'L' IN METERS [INCHES]
95-820-157-006	-	0.1524 [6.00]
-	95-820-157M100	1.000 [39.37]
-	95-820-157M200	2.000 [78.74]

TOLERANCE TABLE	
LENGTH IN INCHES/FT [METERS]	TOLERANCE
0" - 23.99" [0 - 0.609]	±0.25" [0.006]
24.00" - 59.99" [0.610 - 1.523]	±0.50" [0.013]
5.0' - 24.99' [1.524 - 7.617]	±2.5%
25.0' & UP [7.620 & UP]	±5.0%

### DESIGN REQUIREMENTS:

<input checked="" type="checkbox"/> FREQUENCY: DC - 3 GHz	<input checked="" type="checkbox"/> CONTINUITY
<input type="checkbox"/> VSWR: ____ MAX.	<input checked="" type="checkbox"/> HI-POT: 500 VRMS
<input type="checkbox"/> INS. LOSS: ____ dB MAX.	<input type="checkbox"/> OTHER

NOTICE: These drawings, specifications, or other data (1) are, and remain the property of Amphenol Corp. (2) must be returned upon request; and (3) are confidential and not to be disclosed to any person other than those to whom they are given by Amphenol Corp. The furnishing of these drawings, specifications, or other data by Amphenol Corp., or to any other person to anyone for any purpose is not to be regarded by implication or otherwise in any manner licensing, granting rights to permitting such holder or any other person to manufacture, use or sell any product, process or design, patented or otherwise, that may in any way be related to or disclosed by said drawings, specifications, or other data.

UNLESS OTHERWISE SPECIFIED  
DIMENSIONS ARE METRIC (INCHES) AND TOLERANCES ARE:

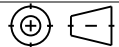
<0.5mm = $\pm 0.05$ mm	[<0.020 = $\pm 0.002$ ]
0.5 - 6mm = $\pm 0.1$ mm	[0.020 - 0.236 = $\pm 0.004$ ]
>6.00 - 30mm = $\pm 0.2$ mm	[>0.236 - 1.181 = $\pm 0.008$ ]
>30.00 - 120mm = $\pm 0.3$ mm	[>1.181 - 4.725 = $\pm 0.012$ ]

MATERIAL	
SEE NOTES	

TITLE
MINI FAKRA AUTOMATE TYPE A STR JACK QUAD TO GEN 3.5 FAKRA STR JACK IP 67 USING RG 174 HT CABLE VARIOUS LENGTH

SIZE  B	DRAWING NO.	95-820-157-XXX	REV  A
	ITEM NO.	95-820-157-XXX	
	PART NO.	95-820-157-XXX	

THIRD ANGLE PROJ.



## REFERENCE

EAR#
10733

-----  
 ANGLES =  $\pm 1^\circ$

ENGR.1  
KARTHIK

ENGR.2  
M.ZHANG

DATE
14-SEP-21

SHEET NO. 2 OF 2

SCALE: 1.6:1.0

5

## CUSTOMER OUTLINE DRAWING

ALL OTHER SHEETS ARE FOR INTERNAL USE ONLY

# Amphenol RF

SIZE  B	DRAWING NO.	95-820-157-XXX	REV  A
	ITEM NO.	95-820-157-XXX	
	PART NO.	95-820-157-XXX	

	A
--	---